



Town of Farmville

Town Council

May 6, 2026 at 6:00 PM
Council Chamber of the Town Hall
116 North Main Street, Farmville, VA

AGENDA

- 1. Call to Order**
- 2. Roll Call**
- 3. Adoption of Agenda**
- 4. Declaration of Personal Interest**
- 5. Presentation by VDOT on Designated Growth Area (DGA) and E. Third Street Smart Scale Project**
- 6. Finance Report**
 - a. Report by Deputy Town Manager/Finance Director
- 7. Discussion: Sidewalks**
 - a. Sidewalk Draft Ordinance
- 8. Discussion: Alley and Right-of-Way Abandonment - Weyanoke Park Section I Subdivision on Buffalo Lane**
 - a. Proposed Ordinance No. 245
- 9. Discussion: Proposed FY2026-2027 Town Budget and Capital Improvement Plan**
- 10. Town Manager's Report**
- 11. Comments by Mayor and Town Council**
- 12. Closed Session**
 - a. 2.2-3711 A.3. Discussion or consideration of the acquisition of real property for a public purpose, or of the disposition of publicly held real property, where discussion in an open meeting would adversely affect the bargaining position or negotiating strategy of the public body.
 - 2.2-3711 A.5. Discussion concerning a prospective business or industry or the expansion of an existing business or industry where no previous announcement has been made of the business' or industry's interest in locating or expanding its facilities in the community.



Town of Farmville

Agenda Item Summary

MEETING DATE: May 6, 2026

ITEM NUMBER: 6.a. – Report by Deputy Town Manager/Finance Director

BACKGROUND:

RECOMMENDATION:

FISCAL IMPACT:

ATTACHMENTS:

1. Salary Report - March 2026
2. Revenue Report - March 2026
3. Expense - Dept Totals Vs PY - March 2026
4. Expense - Fund Totals Vs Budget - March 2026
5. Expense - Fund Totals Vs PY - March 2026
6. Revenue - Fund Totals Vs Budget - March 2026
7. Revenue - Fund Totals Vs PY - March 2026
8. Revenue - General Fund Vs Budget - March 2026
9. Revenue - General Fund Vs PY - March 2026
10. Expense - Dept Totals Vs Budget - March 2026

March 2026 Salary Report

Below are the departments with explanations that are over their 9 Month Actual to Budget.

This percentage should be at 100% or below.

| | | <u>Actual/Budget</u> | <u>\$ Overage</u> | |
|--------|--------------------------|----------------------|-------------------|---|
| 10-312 | Salaries-Overtime-Police | 196.00% | 57,307 | Shift Coverage & Special Events Coverage. |

| FY26 INFORMATION | <u>Total All Funds</u> | |
|---|------------------------|------------------|
| | Expended YTD | 5,880,032 |
| | 9 Mo Budget Amt | <u>6,423,595</u> |
| | | (543,563) |
| Expended through March for Salaries is \$543,563 less than our 9 Month Budget Amount. | | |

| FY25 INFORMATION (PRIOR YEAR) | <u>Total All Funds</u> | |
|---|------------------------|------------------|
| | Expended YTD | 5,576,194 |
| | 9 Mo Budget Amt | <u>6,027,333</u> |
| | | (451,139) |
| Expended through March for Salaries is \$451,139 less than our 9 Month Budget Amount. | | |

**TOWN OF FARMVILLE
REVENUE REPORT
AS OF MARCH 31, 2026**

| Account Id | Description | Current Revenue | YTD Revenue | Anticipated | % Realized |
|-------------------|---------------------------------------|------------------------|--------------------|--------------------|-------------------|
| 10-1101-0001 | CURRENT REAL PROP TAXES | 9,281 | 1,707,750 | 1,770,000 | 96.4800 |
| 10-1102-0001 | CURRENT PUBLIC SERVICE CORP TA | - | 115,301 | 62,590 | 184.2200 |
| 10-1103-0001 | CURRENT PERSONAL PROPERTY TAX | 1,124 | 257,382 | 273,030 | 94.2700 |
| 10-1106-0001 | PENALTIES-TAXES | 900 | 8,883 | 1,500 | 592.2100 |
| 10-1106-0002 | INTEREST-TAXES | - | 556 | 1,500 | 37.0600 |
| 10-1106-0003 | PENALTY-PP TAX | 160 | 4,168 | 500 | 833.6300 |
| 10-1106-0004 | INTEREST-PP TAX | 15 | 451 | 150 | 300.6600 |
| 10-1107-0001 | DELIQUENT TAXES | 7 | 6,877 | 5,000 | 137.5400 |
| 10-1200-0001 | CONSUMPTION TAX | - | 21,434 | 27,000 | 79.3900 |
| 10-1201-0001 | SALES TAX | - | 302,207 | 455,000 | 66.4200 |
| 10-1202-0001 | UTILITY TAX | - | 257,907 | 360,000 | 71.6400 |
| 10-1203-0001 | BUSINESS LICENSE TAX | 586,020 | 1,573,684 | 1,620,000 | 97.1400 |
| 10-1203-0099 | PENALTY-BUSINESS LICENSES | 3,816 | 4,447 | 5,000 | 88.9500 |
| 10-1204-0001 | BANK FRANCHISE TAXES | 65,452 | 65,452 | 235,000 | 27.8500 |
| 10-1204-0004 | RIGHT OF WAY ACCESS FEE | - | 11,602 | 16,000 | 72.5100 |
| 10-1205-0001 | MOTOR VEHICLE LICENSES | - | 2,495 | 87,000 | 2.8700 |
| 10-1206-0001 | COMMUNICATION SALES & USE TAX | - | 193,422 | 360,000 | 53.7300 |
| 10-1207-0001 | PRECIOUS METAL PERMIT | - | 200 | - | 0 |
| 10-1210-0001 | LODGING TAX | 72,831 | 694,935 | 800,000 | 86.8700 |
| 10-1211-0001 | FOOD TAX | 302,764 | 2,878,941 | 3,800,000 | 75.7600 |
| 10-1211-0099 | PENALTY/INT-FOOD/LODGING TAX | 1,274 | 6,072 | 2,000 | 303.5900 |
| 10-1220-0001 | SANITATION FEE | 34,785 | 299,072 | 390,000 | 76.6900 |
| 10-1301-0001 | FERN BEAUTIFICATION PROJECT | - | 2,000 | 2,900 | 68.9700 |
| 10-1302-0002 | BRANCH OUT TREE PROGRAM | 11,650 | 13,000 | 5,000 | 260.0000 |
| 10-1302-0003 | VFIC GRANT | - | - | 15,000 | 0.0000 |
| 10-1303-0005 | VARIANCE FEE | - | - | 250 | 0.0000 |
| 10-1303-0006 | CONDITIONAL-USE-PERMITS | 500 | 1,000 | 500 | 200.0000 |
| 10-1303-0007 | ZONING & RE-ZONING FEES | 1,000 | 3,200 | 1,000 | 320.0000 |
| 10-1303-0008 | BUILDING PERMITS | 2,848 | 72,322 | 32,000 | 226.0100 |
| 10-1303-0009 | SURVEYOR-SITE INSPEC-E&S,RENTAL EQUIP | - | 100 | 200 | 50.0000 |
| 10-1303-0010 | PARTY BIKE PERMIT | - | - | 365 | 0.0000 |

**TOWN OF FARMVILLE
REVENUE REPORT
AS OF MARCH 31, 2026**

| Account Id | Description | Current Revenue | YTD Revenue | Anticipated | % Realized |
|--------------|-------------------------------------|-----------------|-------------|-------------|------------|
| 10-1303-0020 | STATE SURCHRG-BLDG PERMIT FEE | 57 | 1,451 | 500 | 290.2200 |
| 10-1303-0031 | FITNESS PROGRAM REVENUE | - | - | 200 | 0.0000 |
| 10-1303-0032 | KARATE PROGRAM REVENUE | 275 | 1,250 | 1,000 | 125.0000 |
| 10-1303-0033 | PICKLEBALL PROGRAM REVENUE | 124 | 584 | 500 | 116.8000 |
| 10-1303-0071 | FOOTBALL PROGRAM REVENUE | - | 10,471 | 21,250 | 49.2800 |
| 10-1303-0072 | SOFTBALL PROGRAM REVENUE | - | - | 1,500 | 0.0000 |
| 10-1303-0073 | SUMMER CAMP REVENUE | 17,740 | 21,660 | 15,000 | 144.4000 |
| 10-1303-0077 | SPONSORSHIP-JINGLE BELL RUN | - | - | 500 | 0.0000 |
| 10-1303-0078 | REGISTRATION FEE-JINGLE BELL R | - | 1,380 | 1,000 | 138.0000 |
| 10-1303-0079 | REVENUE-ADULT BASKETBALL LEAGU | 1,684 | 4,309 | 1,000 | 430.8900 |
| 10-1303-0081 | ADULT VOLLEYBALL REVENUE | - | (165) | 1,000 | -16.5000 |
| 10-1303-0099 | NEW REC PROGRAMS/GRANTS | - | - | 1,000 | 0.0000 |
| 10-1305-0001 | REINSPECTION-BLDG. PERMITS | 30 | 90 | - | 0 |
| 10-1307-0001 | PLAN REVIEW-BLDG INSPECTOR | - | 793 | 500 | 158.6000 |
| 10-1307-0002 | CERTIFICATE OF OCCUPANCY-BLDG | - | - | 100 | 0.0000 |
| 10-1308-0001 | FINGERPRINT FEE | - | - | 20 | 0.0000 |
| 10-1309-0001 | SURVEYOR-PLAN REVIEW | - | - | 500 | 0.0000 |
| 10-1311-0001 | BURN PERMIT | - | - | 400 | 0.0000 |
| 10-1401-0001 | COURT FINES & COSTS | - | 60,681 | 90,000 | 67.4200 |
| 10-1401-0002 | PARKING FINES | 576 | 11,630 | 25,000 | 46.5200 |
| 10-1401-0003 | Parking Fines-Payments | - | (1,490) | (9,000) | 16.5600 |
| 10-1401-0004 | LIENS ON REAL ESTATE | 40 | 299 | 500 | 59.7300 |
| 10-1402-0003 | E-CITATION | - | 5,331 | 5,000 | 106.6200 |
| 10-1501-0001 | INTEREST-REPO | 6,189 | 51,690 | 110,000 | 46.9900 |
| 10-1501-0002 | INT-BENCHMARK-ARPA-COVID-RESTRICTED | - | 1,893 | 30,000 | 6.3100 |
| 10-1501-0003 | INTEREST-MEDICAL COMPENSATION | 5 | 308 | 3,000 | 10.2600 |
| 10-1501-0004 | INTEREST-ACCOUNTS RECEIVABLE | 1 | 49 | 100 | 48.6200 |
| 10-1501-0006 | INTEREST-MM-BENCHMARK-E911 | 17 | 104 | 50 | 208.2800 |
| 10-1501-0013 | INTEREST-SET ASIDE ACCOUNT | 7,406 | 81,841 | 150,000 | 54.5600 |
| 10-1501-0015 | INTEREST-E911 RESERVE | 1,130 | 10,696 | 7,239 | 147.7600 |
| 10-1501-0016 | INTEREST-GO BOND REINVESTED | 41,986 | 157,427 | 375,000 | 41.9800 |

**TOWN OF FARMVILLE
REVENUE REPORT
AS OF MARCH 31, 2026**

| Account Id | Description | Current Revenue | YTD Revenue | Anticipated | % Realized |
|--------------|----------------------------------|-----------------|-------------|-------------|------------|
| 10-1501-0021 | INT-CK ACCT-BENCHMARK-E-CITATION | 4 | 36 | 40 | 91.0000 |
| 10-1501-0072 | INT-CHECKING-BENCHMARK | 17,394 | 136,740 | 100,000 | 136.7400 |
| 10-1502-0001 | RENT-BURN BUILDING | - | - | 500 | 0.0000 |
| 10-1502-0002 | RENT-WILCK LAKE | 500 | 2,500 | 2,500 | 100.0000 |
| 10-1502-0005 | SALE OF FIXED ASSETS | 3,000 | 89,777 | 19,500 | 460.3900 |
| 10-1502-0006 | SALE OF MATERIAL | 1 | 8,398 | 1,500 | 559.8700 |
| 10-1502-0008 | SALE OF COPIES | 60 | 540 | 500 | 108.0000 |
| 10-1502-0009 | CEMETERY LOTS | - | 5,600 | 17,000 | 32.9400 |
| 10-1502-0010 | SALE OF POSTAGE | 11 | 30 | 25 | 118.1200 |
| 10-1502-0011 | SALE OF ROLL OUT CARTS | 200 | 700 | 1,000 | 70.0000 |
| 10-1502-0012 | RENT-TRAIN STATION | 1,750 | 11,300 | 14,000 | 80.7100 |
| 10-1502-0013 | RENT-PARKING-VENABLE ST | 240 | 2,160 | 2,700 | 80.0000 |
| 10-1502-0014 | RENT-TOWN PKG-NORTH ST | - | 300 | 300 | 100.0000 |
| 10-1502-0018 | LEASE-SOUTH ST CONF-FIRE PROG | - | 5,118 | 15,353 | 33.3300 |
| 10-1502-0020 | RENT-RIVERFRONT PARK | - | - | 250 | 0.0000 |
| 10-1502-0021 | FARMER'S MARKET REVENUE | 2,750 | 8,265 | 7,720 | 107.0600 |
| 10-1502-0022 | FARMER'S MARKET SPONSORSHIP | - | - | 7,280 | 0.0000 |
| 10-1502-0024 | RENT-SPORTS ARENA | - | 10,100 | 15,500 | 65.1600 |
| 10-1502-0025 | RENT-PROB/PAROLE BLDG | - | 32,674 | 47,650 | 68.5700 |
| 10-1502-0026 | RENT-BALL FIELD-SPORTS ARENA | - | - | 1,000 | 0.0000 |
| 10-1503-0001 | EXCESS SALE-TACS | - | 1,730 | - | 0 |
| 10-1607-0003 | PARKING METERS REVENUE | 9,037 | 52,825 | 50,000 | 105.6500 |
| 10-1610-0001 | RENTAL PARKING SPACES | 925 | 4,425 | 8,700 | 50.8600 |
| 10-1620-0001 | RESIDENTAL PARKING | 45 | 752 | 2,000 | 37.6000 |
| 10-1620-0002 | LONGWOOD STREETS | - | - | 35,000 | 0.0000 |
| 10-1620-0099 | PENALTY-SANITATION FEE | 507 | 4,362 | 5,100 | 85.5300 |
| 10-1630-0001 | CIGARETTE TAX | 15,000 | 97,525 | 200,000 | 48.7600 |
| 10-1899-0002 | SALE OF SERVICE-ADMIN | - | - | 1,000 | 0.0000 |
| 10-1899-0004 | MISC REVENUE | - | 299 | 100 | 298.9700 |
| 10-1899-0005 | SALE OF SERVICE-PUBLIC WORKS | - | 2,424 | 5,000 | 48.4800 |
| 10-1899-0006 | SALE OF SERVICE-GRAVE OPENINGS | 1,700 | 13,900 | 22,000 | 63.1800 |

**TOWN OF FARMVILLE
REVENUE REPORT
AS OF MARCH 31, 2026**

| Account Id | Description | Current Revenue | YTD Revenue | Anticipated | % Realized |
|--------------|---|-----------------|-------------|-------------|------------|
| 10-1899-0007 | SALE OF SERVICE-DUMP TK | 100 | 300 | 500 | 60.0000 |
| 10-1899-0010 | SERVICE CHARGE-BAD CHECKS-A/R | - | - | 100 | 0.0000 |
| 10-1899-0014 | SALE OF SER-DISPATCH-HAMPDEN S | - | - | 6,000 | 0.0000 |
| 10-1899-0015 | SALE OF SERVICE-BAD CHECKS-TAXES | - | 224 | - | 0 |
| 10-1899-0017 | SALE OF SER-FALSE BURG ALARM | 150 | 1,890 | 2,000 | 94.5000 |
| 10-1899-0033 | SALE OF SERVICE-POLICE | - | - | 1,000 | 0.0000 |
| 10-1899-0035 | SALE OF SERVICE-LIBRARY MAINTEN | - | - | 600 | 0.0000 |
| 10-1899-0097 | DONATIONS-FOURTH OF JULY CELEBRATION | 2,100 | 3,000 | 20,000 | 15.0000 |
| 10-1901-0003 | AMINISTRATIVE SERV-FUND 15 | - | - | 10,000 | 0.0000 |
| 10-1901-0004 | REIMB-FUND 10-ADMIN SERV | 65,310 | 587,790 | 838,146 | 70.1300 |
| 10-1901-0005 | RECOVERY-JURY DUTY FEES | 120 | 954 | 501 | 190.6200 |
| 10-1901-0010 | RECOVERY-VML INS-DAMAGE VEHICLES/PROP | 10,050 | 44,402 | 50,000 | 88.8000 |
| 10-1902-0001 | DAMAGE TO TOWN PROPERTY | - | 1,602 | 5,000 | 32.0400 |
| 10-1903-0001 | REFUNDS - CO-OPS | - | 313 | 500 | 62.6900 |
| 10-2201-0003 | ROLLING STOCK TAXES | - | 117 | 100 | 117.3400 |
| 10-2201-0005 | MOBILE HOME TITLING TAX | - | 885 | 1,000 | 88.5000 |
| 10-2201-0006 | CAR RENTAL TAX | - | 48,866 | 75,000 | 65.1500 |
| 10-2201-0009 | GRANT-RECREATION DEPT | - | - | 12,000 | 0.0000 |
| 10-2401-0022 | GRANT-BURN BLDG-VFP | - | 25,000 | 25,000 | 100.0000 |
| 10-2401-0029 | GRANT-DISPATCH-VDEM | 2,097 | 2,931 | 4,000 | 73.2700 |
| 10-2401-0030 | GRANT-VA911-HANDLING EQ | - | 83,683 | 83,683 | 100.0000 |
| 10-2401-0031 | VDEM-GIS & DATA | - | 3,720 | 13,000 | 28.6200 |
| 10-2401-0033 | GRANT-NG911-ADDITIONAL FUNDING | - | 33,832 | 150,000 | 22.5500 |
| 10-2401-0034 | VDEM CONSOLIDATION GRANT-DISPATCH | 7,500 | 72,116 | 1,000,000 | 7.2100 |
| 10-2401-0035 | VDEM-GIS & DATA-REIMB PE CO PORTION | - | (720) | - | 0 |
| 10-2402-0001 | WIRELESS | - | 87,091 | 117,000 | 74.4400 |
| 10-2404-0007 | LITTER & RECYCLING GRANT | - | 5,400 | 2,500 | 215.9900 |
| 10-2404-0010 | AID TO LAW ENFORCEMENT | - | 166,788 | 220,000 | 75.8100 |
| 10-2404-0011 | FIRE ALLOCATION | - | 41,826 | - | 0 |
| 10-2404-0012 | GRANT-VFIRS HARDWARE GRANT-VA DEPT FIRE | - | 700 | 700 | 100.0000 |
| 10-2404-0027 | GRANT-VDFP-PPE GRANT-FIRE | - | - | 45,231 | 0.0000 |

**TOWN OF FARMVILLE
REVENUE REPORT
AS OF MARCH 31, 2026**

| Account Id | Description | Current Revenue | YTD Revenue | Anticipated | % Realized |
|---|---------------------------------------|------------------|-------------------|-------------------|---------------|
| 10-2404-0032 | GRANT-VML-SAFETY | - | - | 4,200 | 0.0000 |
| 10-2404-0062 | VIRGINIA STATE POLICE - HEAT GRANT | - | 10,000 | 10,000 | 100.0000 |
| 10-2405-0004 | MARKETING/TOURISM LOCAL REVENU | - | 139 | 2,000 | 6.9500 |
| 10-2501-0022 | GRANT-VDEM-SHSP-SURVEILLANCE EQUIP | - | 109,381 | - | 0 |
| 10-2501-0023 | GRANT-WELLNESS-FIRST RESPONDERS | - | 6,598 | 6,729 | 98.0500 |
| 10-2504-0019 | GRANT-DMV-ALCOHOL-2025/2026 | 1,255 | 2,388 | 18,800 | 12.7000 |
| 10-2504-0020 | GRANT-BULLETPROOF VEST-FED | - | 6,605 | 3,700 | 178.5100 |
| 10-2504-0027 | GRANT-DMV-SPEED-25 | - | - | 18,800 | 0.0000 |
| 10-2511-0001 | GRANT-OPERATION CEASE FIRE (POLICE) | - | 15,000 | 15,000 | 100.0000 |
| 10-4100-0088 | CARRYOVER FUNDS FY24-25 | - | - | 428,034 | 0.0000 |
| 10-4100-0089 | CARRYOVER FUNDS TO FY25-26 | - | - | 111,570 | 0.0000 |
| 10-4104-0008 | FROM FIDA-BOND PYMT-2012 ISSUE | - | 2,224 | 36,553 | 6.0800 |
| 10-4104-0015 | FM LIBRARY-APPROP LEASE RENT | - | 180,000 | 180,000 | 100.0000 |
| 10-4104-0016 | FM CKING-MEDICAL COMPENSATION BENEFIT | - | - | 98,000 | 0.0000 |
| 10-4104-0018 | FM SETASIDE ACCT-BONDS | - | - | 1,072,113 | 0.0000 |
| 10-4104-0022 | LEASE PROCEEDS | - | 705,091 | 1,140,317 | 42.7800 |
| 10-4104-0025 | FM SETASIDE ACCT-CIP PROJECTS | - | - | 575,000 | 0.0000 |
| 10-4104-0027 | FM SETASIDE ACCT-ABM PROJECT - BOA | - | - | 117,822 | 0.0000 |
| 10-4104-0029 | GO BOND ISSUANCE | - | 14,675,000 | 16,000,000 | 91.7200 |
| 10-4104-0031 | PREMIUM GO BOND 25 | - | 685,701 | - | 0 |
| 10-4107-0004 | FM-PE CO-INSTANT ALERT | - | 3,240 | 2,000 | 162.0000 |
| 10-4107-0006 | FM-LONGWOOD-DISPATCH SERV | - | 350,000 | 350,000 | 100.0000 |
| 10-4107-0007 | FM-PRINCE EDARD'S-DISPATCH SERV | - | - | 404,266 | 0.0000 |
| 10-4113-0003 | FROM-911 RESERVE | - | - | 327,228 | 0.0000 |
| 10-4113-0004 | FROM FARMVILLE FIRE DEPT-PAYME | - | 35,000 | 35,000 | 100.0000 |
| TOTAL GENERAL FUND (FUND 10) | | 1,313,492 | 27,418,700 | 35,385,254 | 77.49% |
| 15-2404-0007 | HIGHWAY FUNDS | 589,456 | 1,768,367 | 2,285,000 | 77.3900 |
| 15-4100-0050 | USE OF PY FUND BALANCE | - | - | 347,923 | 0.0000 |
| TOTAL HIGHWAY MAINTENANCE FUND (FUND 15) | | 589,456 | 1,768,367 | 2,632,923 | 67.16% |
| 40-1501-0001 | Interest - Unrestricted | 2,724 | 26,905 | 40,000 | 67.2600 |
| 40-1501-0002 | Interest - RESTRICTED | - | 3,907 | 40,000 | 9.7700 |

**TOWN OF FARMVILLE
REVENUE REPORT
AS OF MARCH 31, 2026**

| Account Id | Description | Current Revenue | YTD Revenue | Anticipated | % Realized |
|-----------------------------------|-------------------------------------|------------------------|--------------------|--------------------|-------------------|
| 40-1501-0004 | INTEREST-ACCOUNTS RECEIVABLE | (8) | 330 | 2 | 16,511.5000 |
| 40-1502-0005 | SALE OF FIXED ASSETS | - | 3,400 | - | 0 |
| 40-1502-0006 | SALE OF MATERIAL | 333 | 1,508 | - | 0 |
| 40-1502-0007 | LEASE-JACKSON HTS WATER TANK | 2,556 | 23,000 | 27,848 | 82.5900 |
| 40-1502-0009 | LEASE-ANDREWS DR WATER TANK | 3,610 | 31,002 | 40,468 | 76.6100 |
| 40-1620-0001 | WATER SERVICE | 147,144 | 1,509,403 | 1,882,000 | 80.2000 |
| 40-1620-0002 | WATER TAPS | 4,000 | 83,152 | 30,000 | 277.1700 |
| 40-1620-0003 | SURCHARGE-MULTIPLE METERS | 7,750 | 69,798 | 93,000 | 75.0500 |
| 40-1620-0004 | SALE OF WATER | 55 | 8,829 | 10,000 | 88.2900 |
| 40-1620-0005 | LEAD/COPPER SURVEY CREDIT | (20) | (1,860) | - | 0 |
| 40-1620-0010 | METER CREDIT ONE TIME | - | - | 18,000 | 0.0000 |
| 40-1620-0099 | PENALTY-WATER SERVICE | 1,299 | 11,832 | 18,000 | 65.7400 |
| 40-1899-0005 | SALE OF SERVICE-PUBLIC WORKS | - | 696 | - | 0 |
| 40-1899-0010 | SERVICE CHARGES | 1,560 | 10,640 | 10,000 | 106.4000 |
| 40-1899-0011 | SERVICE CRG-BAD CHECK | - | 750 | 750 | 100.0000 |
| 40-1899-0012 | SALE OF SERVICE-TESTING | 1,280 | 14,200 | 10,000 | 142.0000 |
| 40-4100-0050 | USE OF PY FUND BALANCE | - | - | 469,022 | 0.0000 |
| 40-4100-0089 | CARRYOVER FUNDS TO FY25-26 | - | - | 219,319 | 0.0000 |
| 40-4102-0001 | FM PE CO-APPOMATTOX RIVER-USGS | 9,245 | 9,245 | 8,930 | 103.5300 |
| 40-4104-0025 | FM SETASIDE ACCT - CIP AND DEBT | - | - | 547,320 | 0.0000 |
| TOTAL WATER FUND (FUND 40) | | 181,527 | 1,806,738 | 3,464,659 | 52.15% |
| 42-1501-0001 | Interest - Unrestricted | 8,451 | 97,676 | 25,000 | 390.7000 |
| 42-1501-0004 | INTEREST-ACCOUNTS RECEIVABLE | 45 | 391 | - | 0 |
| 42-1502-0005 | SALE OF FIXED ASSETS | - | 15,000 | - | 0 |
| 42-1502-0006 | SALE OF MATERIAL | - | 7,600 | - | 0 |
| 42-1620-0099 | PENALTY-SEWER SERVICE | 1,544 | 13,741 | 17,500 | 78.5200 |
| 42-1630-0001 | SEWER SERVICE | 193,612 | 1,840,154 | 2,258,400 | 81.4800 |
| 42-1630-0002 | SEWER TAPS | 4,000 | 57,779 | 28,800 | 200.6200 |
| 42-1899-0005 | SALE OF SERVICE-PUBLIC WORKS | - | 170 | 400 | 42.5600 |
| 42-1899-0012 | SALE OF SERVICE-LEACHATE-CUMBERLAND | - | 20,124 | 25,000 | 80.5000 |
| 42-1899-0013 | SALE OF SERVICE-SEWER TREAT | 600 | 11,400 | 10,000 | 114.0000 |

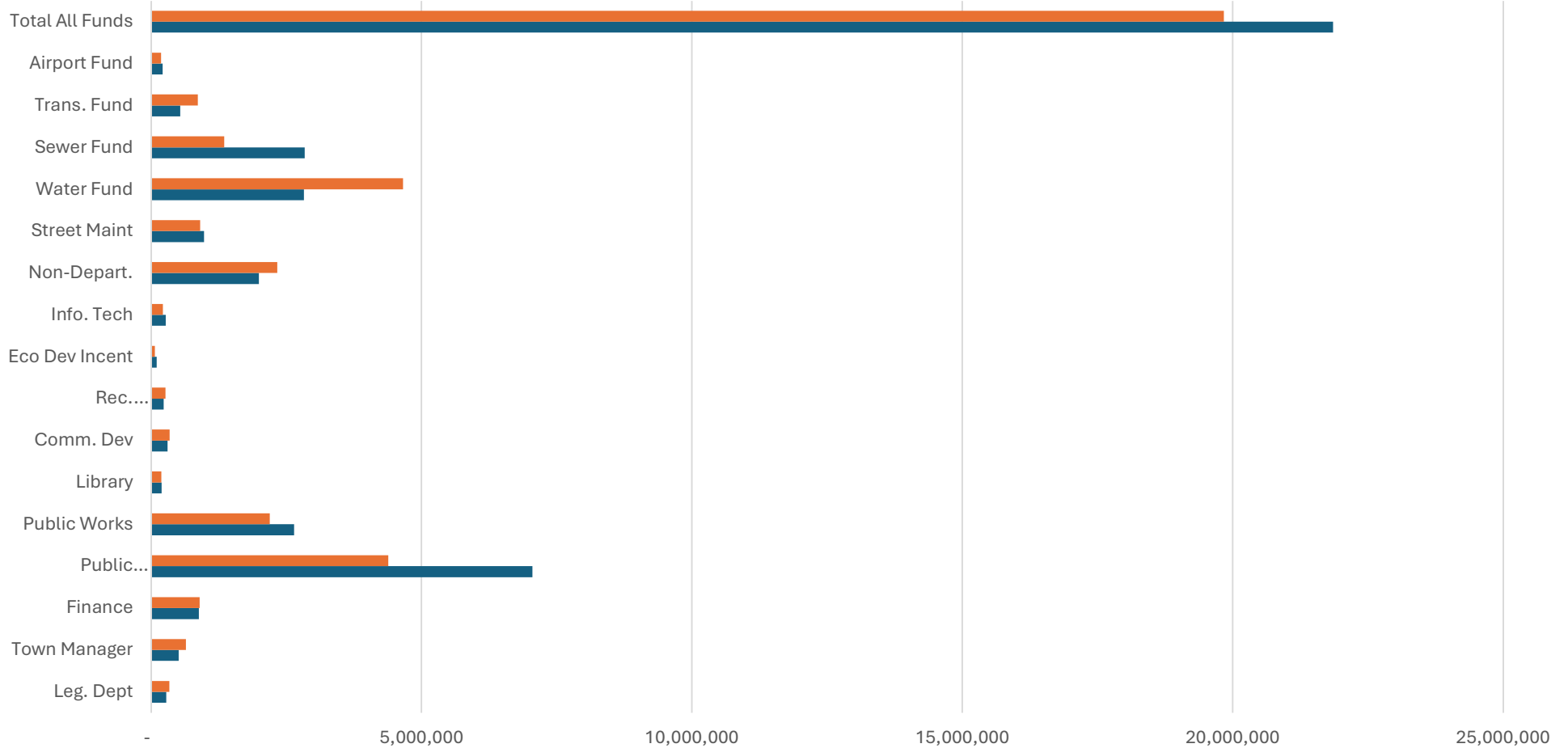
**TOWN OF FARMVILLE
REVENUE REPORT
AS OF MARCH 31, 2026**

| Account Id | Description | Current Revenue | YTD Revenue | Anticipated | % Realized |
|--|---------------------------------|------------------------|--------------------|--------------------|-------------------|
| 42-1901-0010 | RECOVERY-VML INS | - | 12,500 | - | 0 |
| 42-2404-0005 | VML SAFETY GRANT | - | - | 2,000 | 0.0000 |
| 42-4100-0050 | USE OF PY FUND BALANCE | - | - | 349,427 | 0.0000 |
| 42-4100-0088 | CARRYOVER FUNDS FY24-25 | - | - | 3,489,625 | 0.0000 |
| 42-4100-0089 | CARRYOVER FUNDS TO FY25-26 | - | - | 17,868 | 0.0000 |
| TOTAL SEWER FUND (FUND 42) | | 208,252 | 2,076,534 | 6,224,020 | 33.36% |
| 44-1520-0001 | PASSENGER FARES | 944 | 7,344 | 8,800 | 83.4500 |
| 44-1521-0002 | CONTRIBUTION-LONGWOOD [1500] | - | 178,800 | 178,800 | 100.0000 |
| 44-1521-0003 | CONTRIBUTION-P E COUNTY | - | 18,750 | 25,000 | 75.0000 |
| 44-1901-0010 | RECOVERY-VML INS-VEHICLE DAMAGE | - | - | 10,000 | 0.0000 |
| 44-1902-0001 | DAMAGE TO TOWN PROPERTY | - | 850 | - | 0 |
| 44-2403-0001 | MISC GRANTS | - | - | 10,000 | 0.0000 |
| 44-2410-0003 | STATE FORMULA GRANT | - | 196,085 | 215,000 | 91.2000 |
| 44-2410-0006 | STATE GRANT-BUSES/VANS | - | - | 26,723 | 0.0000 |
| 44-2411-0007 | STATE GRANT-3 BUS SHELTERS | - | - | 124,164 | 0.0000 |
| 44-2510-0001 | GRANT-STATE PASS THRU-FED | - | 175,916 | 400,000 | 43.9800 |
| 44-2510-0006 | FED GRANT-BUS/VANS | - | - | 133,614 | 0.0000 |
| 44-2512-0001 | RTAP REVENUE | - | 396 | - | 0 |
| 44-4100-0050 | USE OF PY FUND BALANCE | - | - | 33,727 | 0.0000 |
| TOTAL TRANSPORTATION FUND (FUND 44) | | 944 | 578,140 | 1,165,828 | 49.59% |
| 45-1501-0001 | INT-CK ACCT-BENCHMARK | 45 | 386 | 400 | 96.3800 |
| 45-1502-0001 | RENT-HANGER SPACE | - | 3,382 | 6,660 | 50.7800 |
| 45-1502-0002 | AIRPORT MAINTENANCE FEE | - | 1,250 | 2,040 | 61.2700 |
| 45-1690-0001 | SALE OF AV GAS | 6,405 | 44,826 | 44,000 | 101.8800 |
| 45-1691-0001 | SALE OF JET FUEL | 645 | 31,652 | 51,000 | 62.0600 |
| 45-1899-0001 | DONATIONS-PRINCE ED COUNTY | - | 7,600 | 7,600 | 100.0000 |
| 45-2401-0008 | STATE GRANT-AWOS MAINT | 1,140 | 3,420 | 3,600 | 95.0000 |
| 45-2401-0013 | STATE GRANT-MAINTENANCE | - | 5,430 | 31,500 | 17.2400 |
| 45-2401-0014 | STATE GRANT-WEED KILL | - | - | 1,000 | 0.0000 |
| 45-2402-0001 | GRANT-STATE-PAPI DESIGN PHASE | 2,674 | 2,674 | 7,440 | 35.9500 |
| 45-2403-0001 | MISC GRANTS | - | - | 50,000 | 0.0000 |

**TOWN OF FARMVILLE
REVENUE REPORT
AS OF MARCH 31, 2026**

| Account Id | Description | Current Revenue | YTD Revenue | Anticipated | % Realized |
|---------------------------------------|-------------------------------|------------------------|--------------------|--------------------|-------------------|
| 45-2502-0001 | GRANT-FED-PAPI DESIGN PHASE | - | 63,515 | 176,700 | 35.9500 |
| 45-4100-0050 | USE OF PY FUND BALANCE | - | - | 184,860 | 0.0000 |
| TOTAL AIRPORT FUND (FUND 45) | | 10,909 | 164,135 | 566,800 | 28.96% |
| 70-1501-0001 | INTEREST | 2 | 16 | - | 0 |
| 70-2405-0001 | STATE FORFEITURES UNDER \$500 | - | 276 | - | 0 |
| TOTAL NARCOTICS FUND (FUND 70) | | 2 | 292 | - | 0 |
| Final Totals | | 2,304,583 | 33,812,905 | 49,439,484 | 68.39% |

Current Year Expenses Vs. Prior Year Expenses - March 2026



| | Leg. Dept | Town Manager | Finance | Public Safety | Public Works | Library | Comm. Dev | Rec. Dept. | Eco Dev Incent | Info. Tech | Non-Depart. | Street Maint | Water Fund | Sewer Fund | Trans. Fund | Airport Fund | Total All Funds |
|--|-----------|--------------|---------|---------------|--------------|---------|-----------|------------|----------------|------------|-------------|--------------|------------|------------|-------------|--------------|-----------------|
| ■ FY25 Expense | 337,672 | 643,239 | 896,494 | 4,384,866 | 2,192,113 | 191,061 | 342,851 | 263,234 | 71,409 | 215,563 | 2,334,621 | 907,682 | 4,657,167 | 1,351,392 | 863,553 | 184,534 | 19,837,451 |
| ■ FY26 Expense | 281,295 | 510,883 | 882,218 | 7,051,594 | 2,643,481 | 191,278 | 303,785 | 233,720 | 101,103 | 267,897 | 1,994,828 | 978,264 | 2,823,385 | 2,839,947 | 537,681 | 211,304 | 21,852,663 |

■ FY25 Expense ■ FY26 Expense

Current Year Vs. Prior Year Notes:

Legislation: FY26 retirement payouts are lower than FY25 at this point in the year.

Town Manager: FY25 expenses include a one-time consultant cost for a Town-wide manhole evaluation.

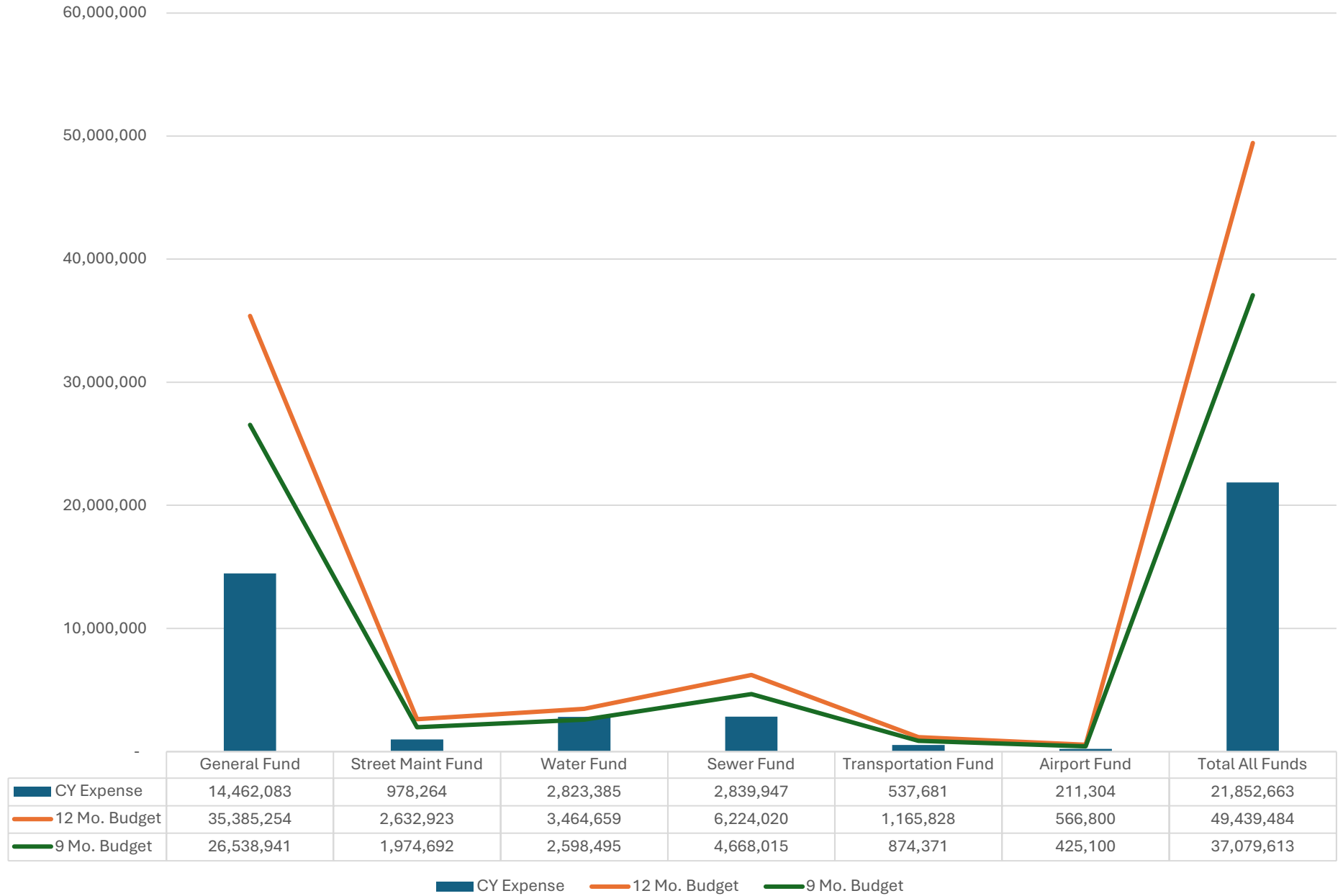
Public Safety: FY26 reflects the purchase of a new ladder truck paid in December 2025.

Street Maintenance: FY26 reflects the Town's portion of the 3rd Street paving project.

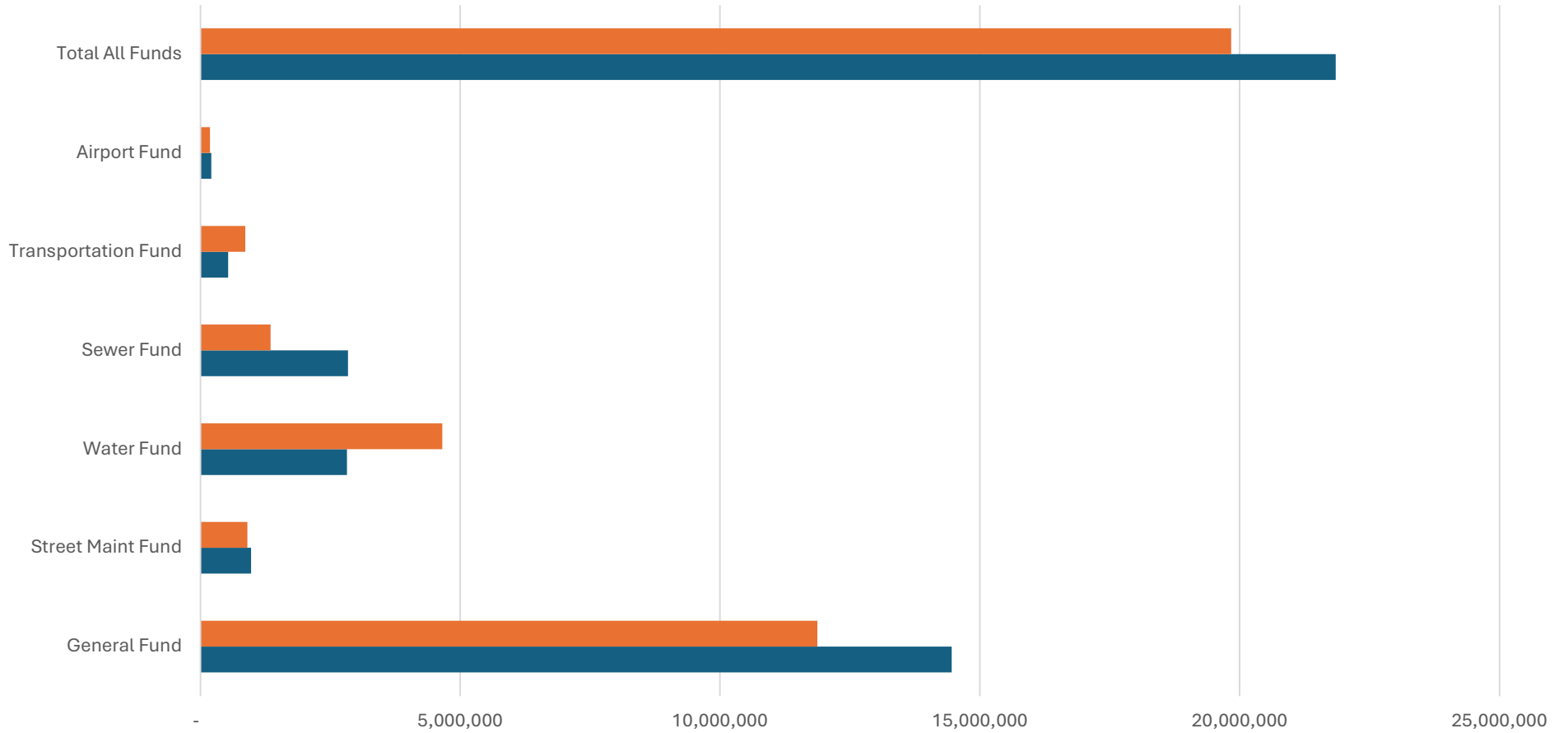
Sewer Fund: The FY26 increase is primarily due to the one-time purchase of UV treatment equipment.

Transportation Fund: Higher expenses in July 2024 reflect bus purchases received and paid during that period. No bus purchases have occurred in FY26.

March 2026 YTD Expenses Vs. Budgeted - by Fund



Fund Total Expenses Current Year Vs. Prior Year - March 2026



| | General Fund | Street Maint Fund | Water Fund | Sewer Fund | Transportation Fund | Airport Fund | Total All Funds |
|--|--------------|-------------------|------------|------------|---------------------|--------------|-----------------|
| ■ PY Expenses | 11,873,123 | 907,682 | 4,657,167 | 1,351,392 | 863,553 | 184,534 | 19,837,451 |
| ■ CY Expense | 14,462,083 | 978,264 | 2,823,385 | 2,839,947 | 537,681 | 211,304 | 21,852,663 |

■ PY Expenses ■ CY Expense

Notes on comparisons:

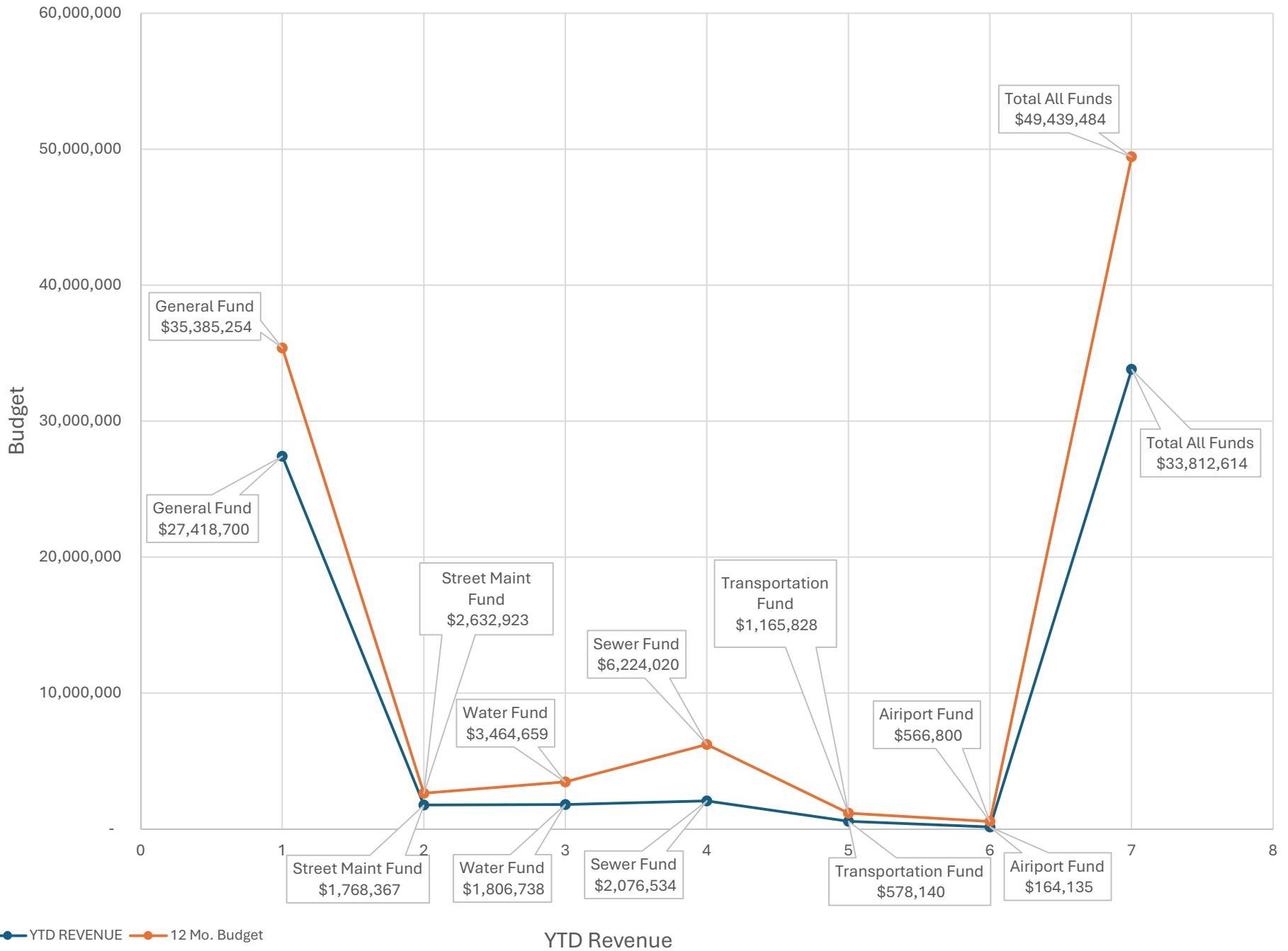
General Fund: Please see the Expense Department Breakdown chart for additional details on variances within the General Fund.

Street Maintenance Fund: FY26 reflects the Town's portion of the 3rd Street paving project.

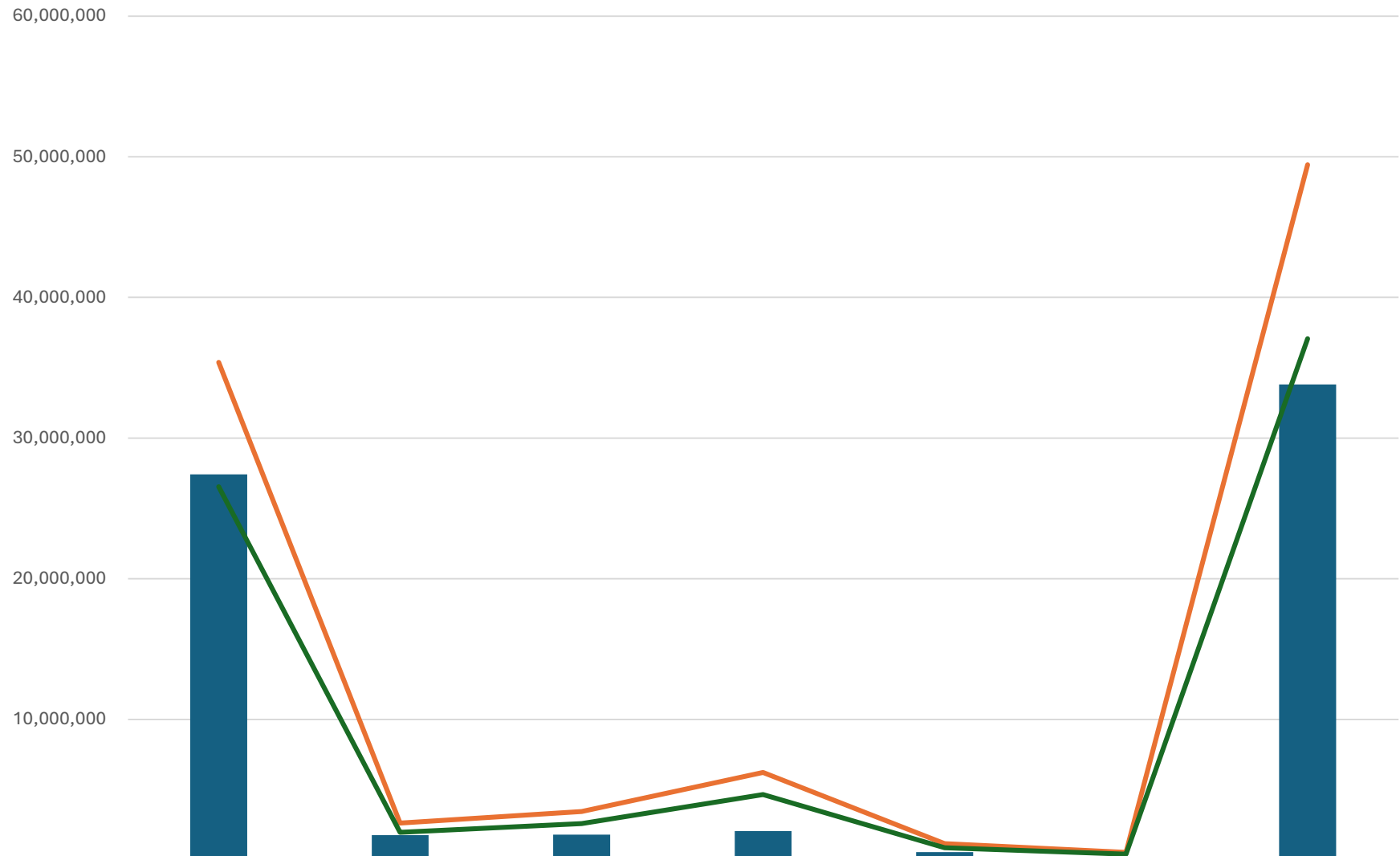
Sewer Fund: The FY26 increase is primarily due to the one-time purchase of UV treatment equipment.

Transportation Fund: Higher expenses in July 2024 reflect bus purchases received and paid during that period. No bus purchases have occurred in FY26.

Revenue All Funds - YTD- March 2026



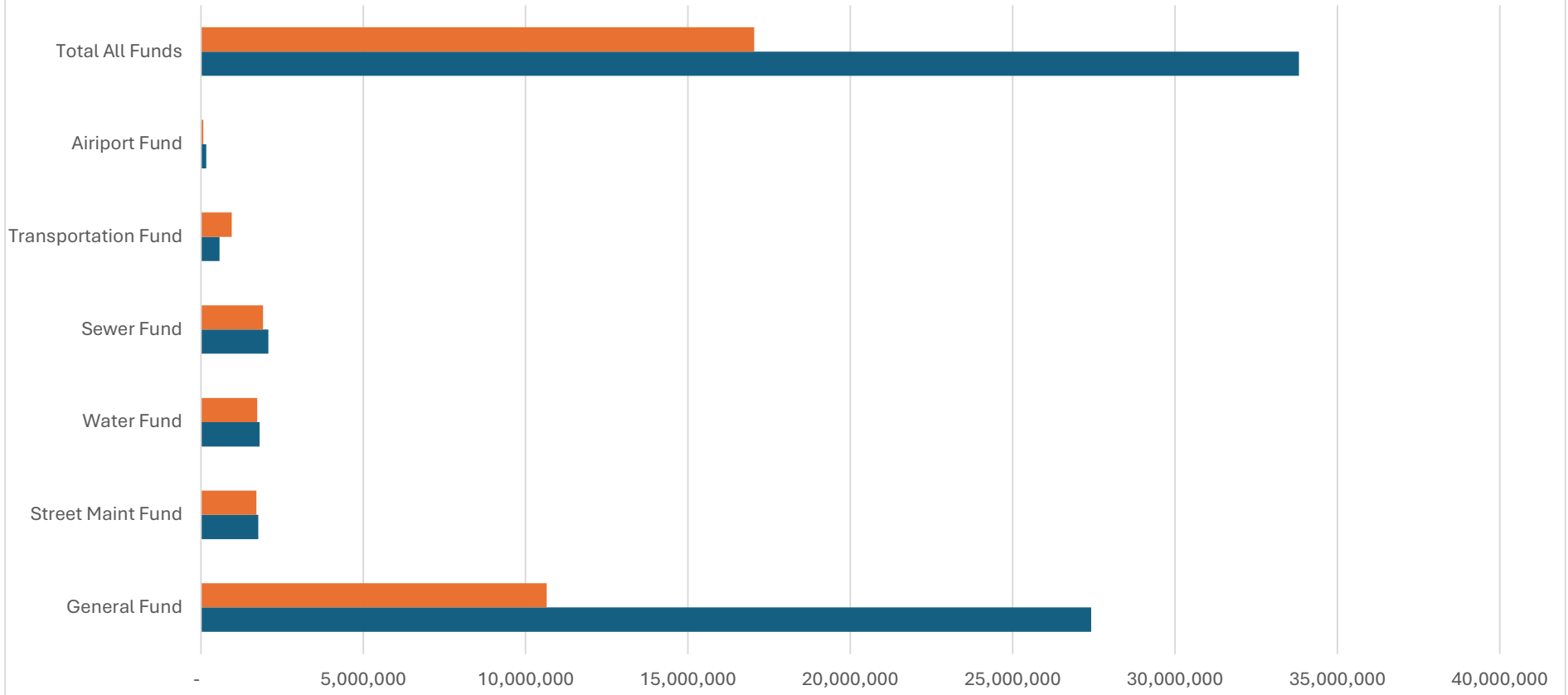
March 2026 Actual Vs. Budget



| | General Fund | Street Maint Fund | Water Fund | Sewer Fund | Transportation Fund | Aairport Fund | Total All Funds |
|---------------|--------------|-------------------|------------|------------|---------------------|---------------|-----------------|
| YTD REVENUE | 27,418,700 | 1,768,367 | 1,806,738 | 2,076,534 | 578,140 | 164,135 | 33,812,614 |
| 12 Mo. Budget | 35,385,254 | 2,632,923 | 3,464,659 | 6,224,020 | 1,165,828 | 566,800 | 49,439,484 |
| 9 Mo. Budget | 26,538,940 | 1,974,692 | 2,598,494 | 4,668,015 | 874,371 | 425,100 | 37,079,613 |

■ YTD REVENUE
 — 12 Mo. Budget
 — 9 Mo. Budget

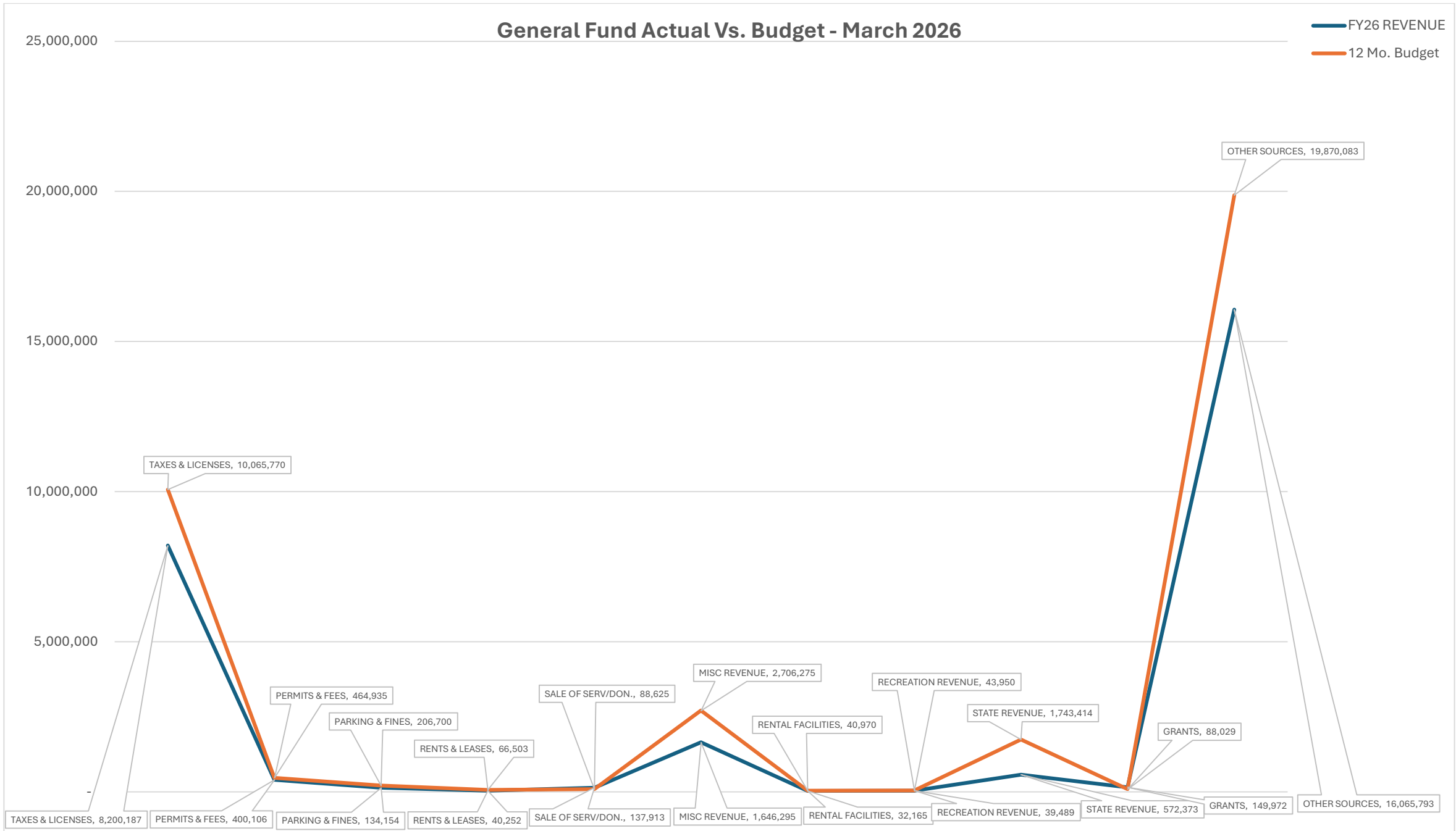
CURRENT MARCH 2026 COMPARED TO PRIOR MARCH 2025 YTD REVENUE



| | General Fund | Street Maint Fund | Water Fund | Sewer Fund | Transportation Fund | Airiport Fund | Total All Funds |
|--|--------------|-------------------|------------|------------|---------------------|---------------|-----------------|
| ■ PY YTD REVENUE | 10,646,148 | 1,713,347 | 1,734,081 | 1,918,467 | 948,523 | 78,211 | 17,038,777 |
| ■ YTD REVENUE | 27,418,700 | 1,768,367 | 1,806,738 | 2,076,534 | 578,140 | 164,135 | 33,812,614 |

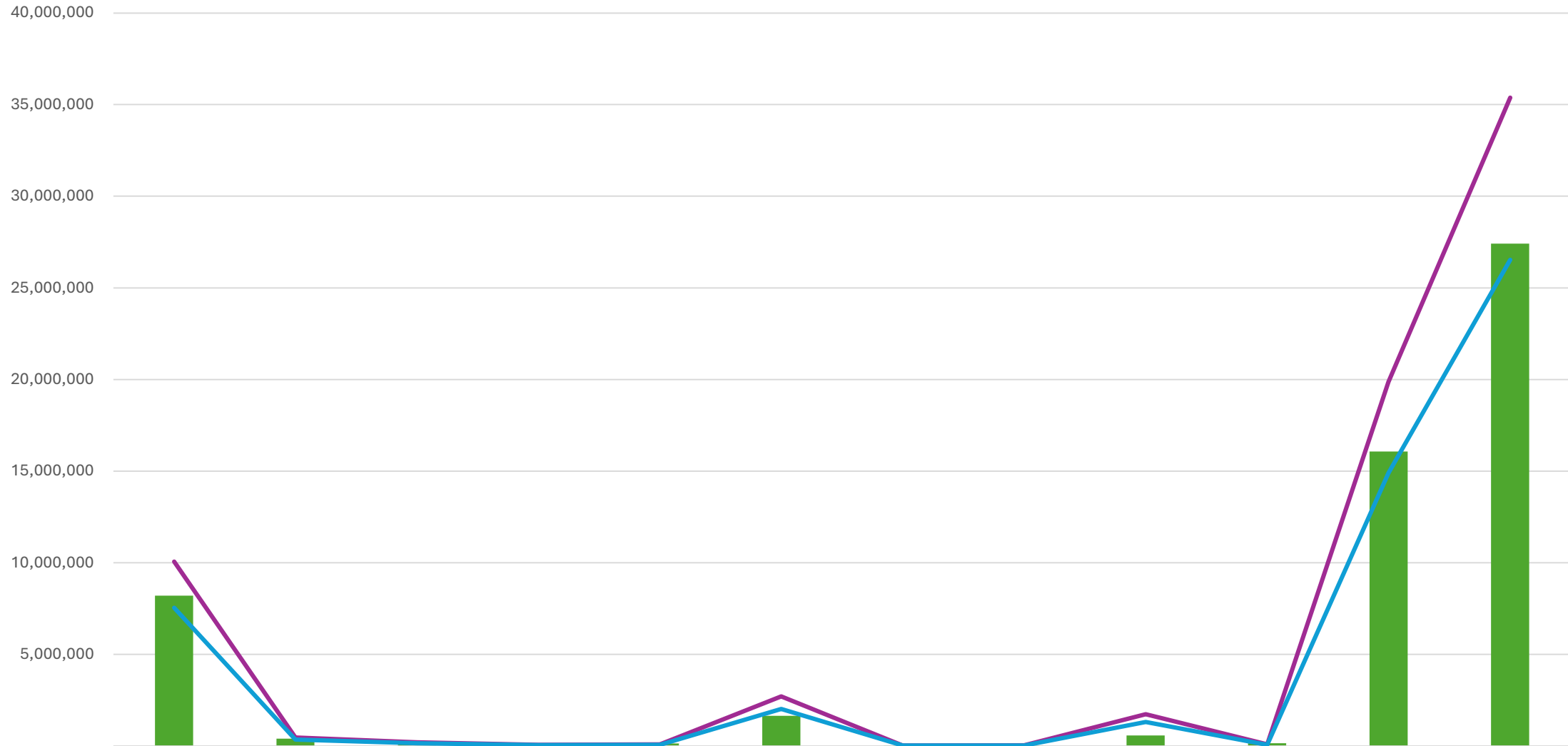
■ PY YTD REVENUE ■ YTD REVENUE

General Fund Actual Vs. Budget - March 2026



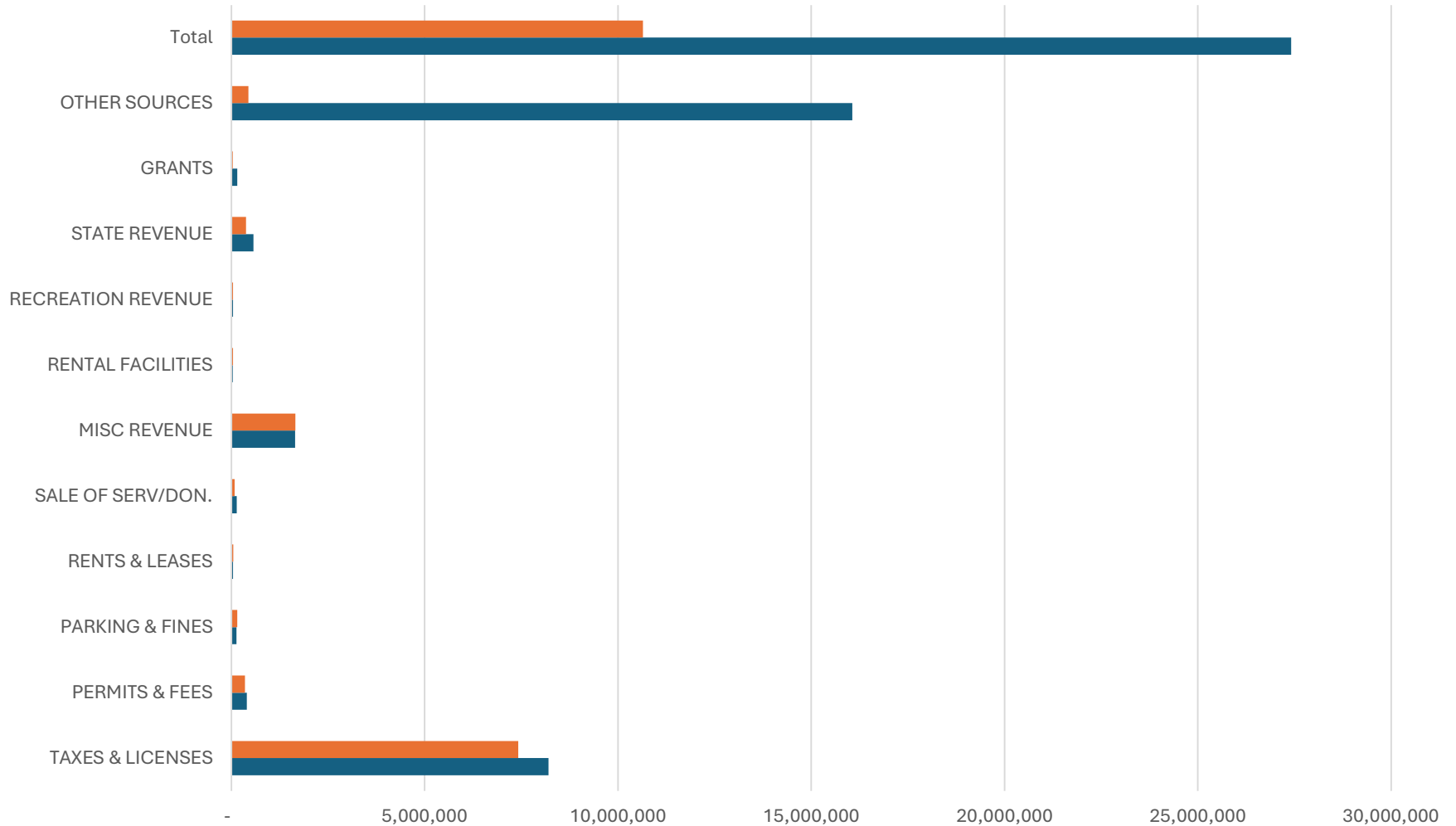
Note: Budget amounts are above the line, and actual amounts are below the line.

March 2026 General Fund - YTD Revenue Vs. Budget



■ FY26 REVENUE
 — 12 Mo. Budget
 — 9 Mo. Budget

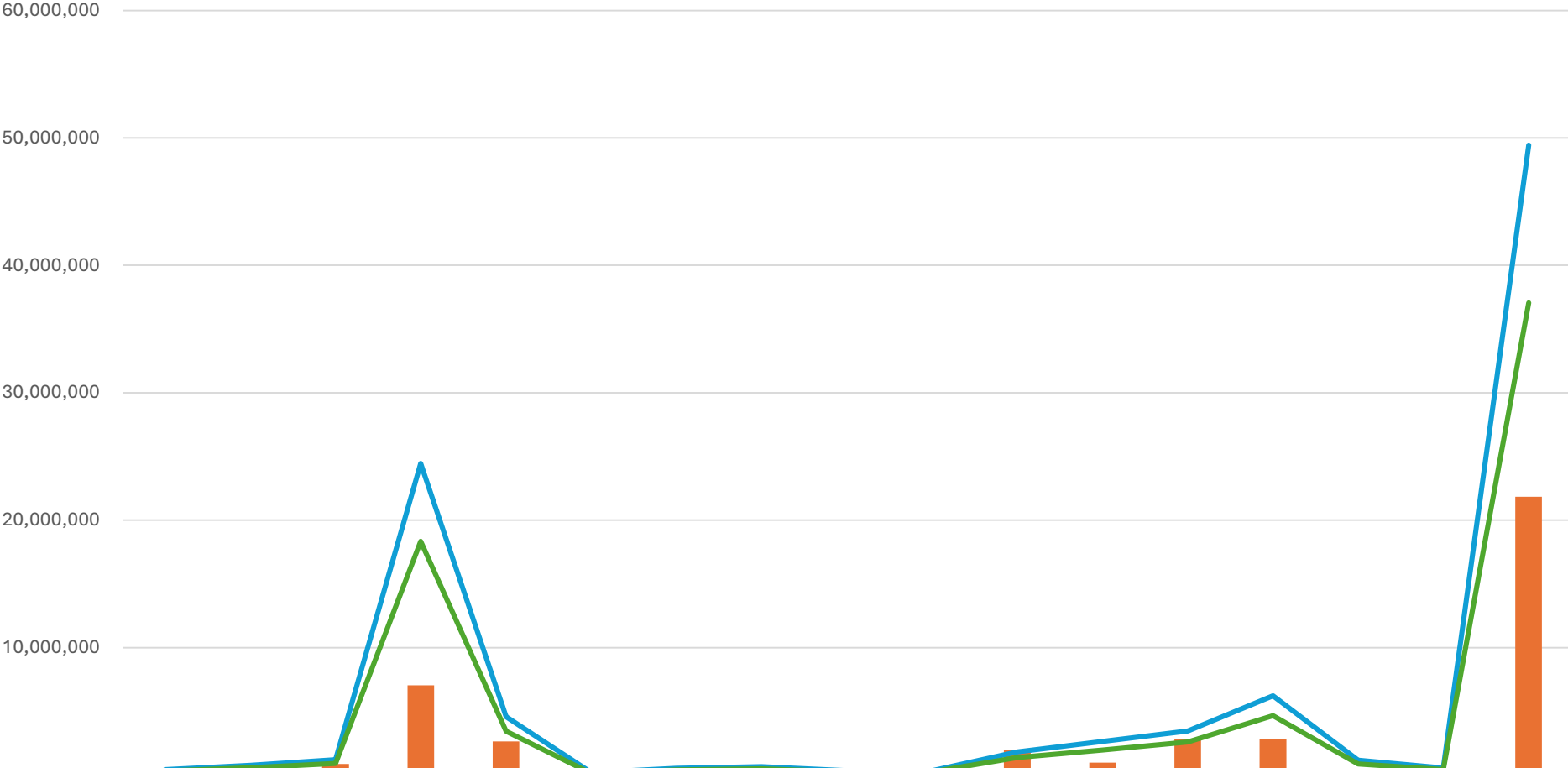
March 2026 Actual vs. March 2025 Actual



| | TAXES & LICENSES | PERMITS & FEES | PARKING & FINES | RENTS & LEASES | SALE OF SERV/DON. | MISC REVENUE | RENTAL FACILITIES | RECREATION REVENUE | STATE REVENUE | GRANTS | OTHER SOURCES | Total |
|--|------------------|----------------|-----------------|----------------|-------------------|--------------|-------------------|--------------------|---------------|---------|---------------|------------|
| ■ FY25 REVENUE | 7,419,726 | 353,998 | 150,725 | 50,711 | 80,278 | 1,651,972 | 43,730 | 45,118 | 379,680 | 31,576 | 438,634 | 10,646,148 |
| ■ FY26 REVENUE | 8,200,187 | 400,106 | 134,154 | 40,252 | 137,913 | 1,646,295 | 32,165 | 39,489 | 572,373 | 149,972 | 16,065,793 | 27,418,699 |

■ FY25 REVENUE ■ FY26 REVENUE

March 2026 - YTD Expenses Vs. 12 Month Budget and 9 Month Budget



| | Leg. Dept | Town Manager | Finance | Public Safety | Public Works | Library | Comm. Dev | Rec. Dept. | Eco Dev Incent | Info. Tech | Non-Depart. | Street Maint | Water Fund | Sewer Fund | Trans. Fund | Airport Fund | Total All Funds |
|----------------------|-----------|--------------|-----------|---------------|--------------|---------|-----------|------------|----------------|------------|-------------|--------------|------------|------------|-------------|--------------|-----------------|
| FY26 Expense | 281,295 | 510,883 | 882,218 | 7,051,594 | 2,643,481 | 191,278 | 303,785 | 233,720 | 101,103 | 267,897 | 1,994,828 | 978,264 | 2,823,385 | 2,839,947 | 537,681 | 211,304 | 21,852,663 |
| 12 Mo. Budget | 436,896 | 770,392 | 1,216,011 | 24,466,349 | 4,583,634 | 201,724 | 535,458 | 668,090 | 338,429 | 337,744 | 1,830,527 | 2,632,923 | 3,464,659 | 6,224,020 | 1,165,828 | 566,800 | 49,439,484 |
| 9 Mo. Budget | 327,672 | 577,794 | 912,008 | 18,349,762 | 3,437,726 | 151,293 | 401,594 | 501,068 | 253,822 | 253,308 | 1,372,895 | 1,974,692 | 2,598,494 | 4,668,015 | 874,371 | 425,100 | 37,079,613 |

■ FY26 Expense — 12 Mo. Budget — 9 Mo. Budget

Current Year Vs. Budget Notes:

Public Safety: Construction of the new firehouse has not yet started; however, the budget assumes project-related expenditures will begin and are spread monthly for planning purposes.

Library: The Library appropriation was paid in July 2025; the budget assumes this is paid evenly each month.

Non-Departmental: The October bond payment was made in September 2025; the budget assumes this is paid evenly each month.



Town of Farmville

Agenda Item Summary

MEETING DATE: May 6, 2026

ITEM NUMBER: 7.a. – Sidewalk Draft Ordinance

BACKGROUND: Verbal report by the Town Manager.

Discussion was held at the April Work Session on a draft sidewalk ordinance returned from the Planning Commission for Council's feedback. It was mentioned that a portion of the zoning ordinance allows the zoning official to have some specific leeway with items such as lay of the land.

The code section referenced in the zoning ordinance that allows for certain modifications to be made was to be provided for review at the next work session.

RECOMMENDATION:

FISCAL IMPACT:

ATTACHMENTS:

1. Sidewalks Draft Ordinance March 2026 (for Council Review)

Sec. _____ . Sidewalks Required.

1. New Public Right of Way. The Town requires that a five (5) foot sidewalk be installed on both sides of a new public right of way and dedicated to the Town on all property subdivided in the B-1, B-2, B-3, R-1, R-2, and R-3 zoning districts when one of the following conditions are met:

- A. When the proposed subdivision requires the construction of fifteen (15) or more lots;
- B. The proposed subdivision is within one-quarter mile of an existing primary/secondary school or planned school site;
- C. The parcel being subdivided is eighty (80) feet or less from an existing public sidewalk; or
- D. The Comprehensive Plan has identified the property to be subdivided as a priority for future pedestrian infrastructure.

2. Existing Public Right of Way. The Town requires that one five (5) foot sidewalk be installed on and dedicated to the Town on all property subdivided on an existing street in the B-1, B-2, B-3, R-1, R-2, and R-3 zoning districts when one of the following conditions are met:

- A. When the proposed subdivision requires the construction of five (5) or more lots;
- B. The proposed subdivision is within one-quarter mile of an existing primary/secondary school or planned school site;
- C. The parcel being subdivided is eighty (80) feet or less from an existing public sidewalk; or
- D. The Comprehensive Plan has identified the property to be subdivided as a priority for future pedestrian infrastructure.

3. Multi-Use Path. A multi-use path may be constructed on one side of the street in lieu of sidewalks when required on both sides of a new public right of way. Multi-use paths along streets shall have a preferred minimum width of ten (10) feet, though a minimum width of eight (8) feet may be approved by the subdivision agent.

Except as otherwise provided by the Zoning Ordinance, sidewalks shall be constructed of concrete or other approved materials, shall be a minimum of five (5) feet in width, and shall be parallel to the street.

Nothing in this Section shall alter VDOT's authority to require the construction and maintenance of sidewalks.



Town of Farmville

Agenda Item Summary

MEETING DATE: May 6, 2026

ITEM NUMBER: 8.a. – Proposed Ordinance No. 245

BACKGROUND: Community Development Director Ashley Atkins-Austin will provide a verbal report.

A public hearing is scheduled for May 13, 2026.

RECOMMENDATION:

FISCAL IMPACT:

ATTACHMENTS:

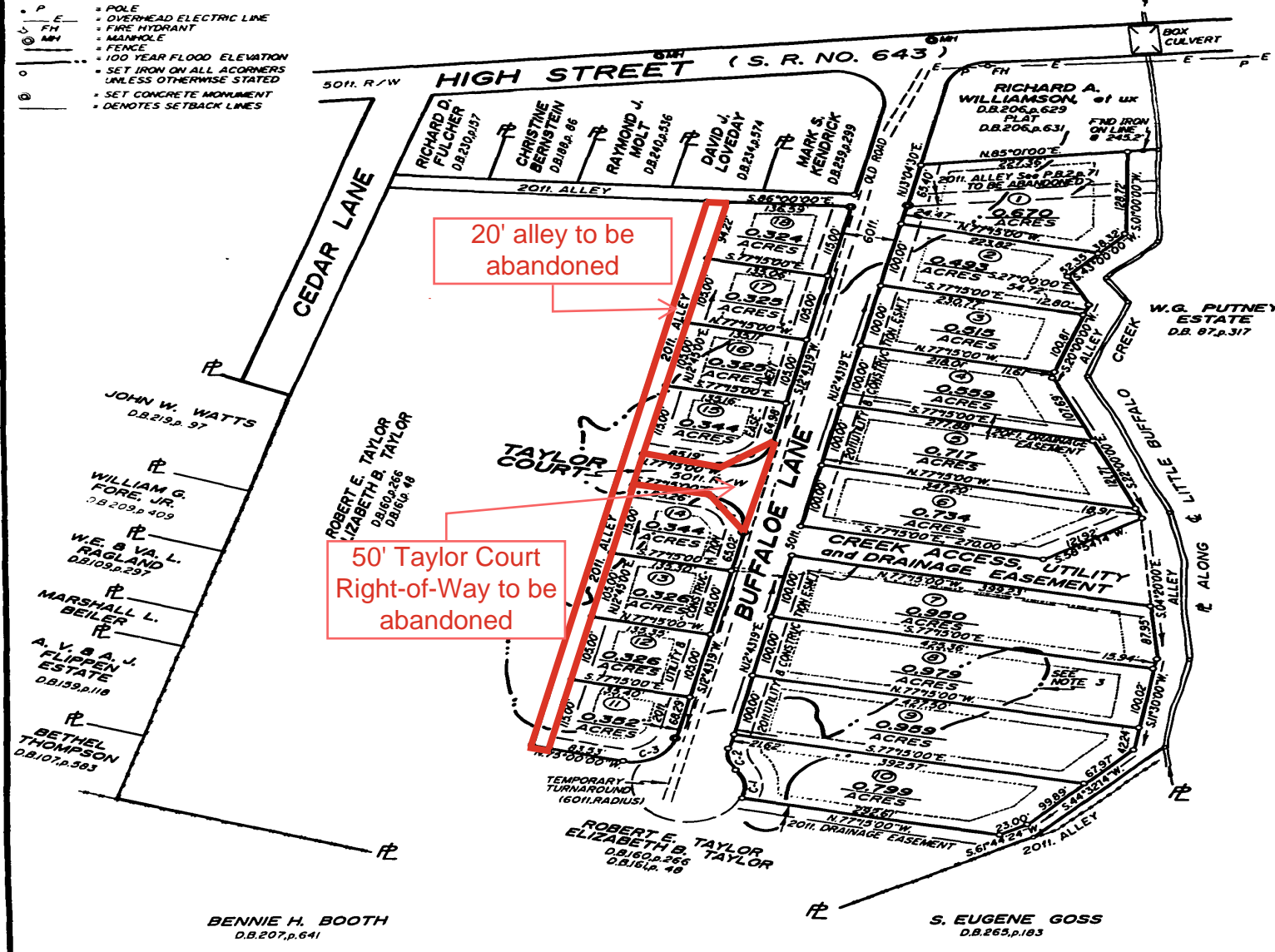
1. ALY26-001 - Request for TC
2. ORDINANCE NO 245

- LEGEND:**
- P = POLE
 - E = OVERHEAD ELECTRIC LINE
 - FH = FIRE HYDRANT
 - MN = MANHOLE
 - = FENCE
 - = 100 YEAR FLOOD ELEVATION
 - = SET IRON ON ALL CORNERS UNLESS OTHERWISE STATED
 - = SET CONCRETE MONUMENT
 - = DENOTES SETBACK LINES

| NO. | RADIUS | DELTA | ARC | CHORD | BEARING |
|-----|--------|-----------|-------|-------|---------------|
| C-1 | 60.00 | 46°06'46" | 48.29 | 47.00 | N 07°33'48" W |
| C-2 | 50.00 | 43°20'30" | 37.82 | 36.93 | S 08°56'56" W |
| C-3 | 50.00 | 93°16'41" | 80.53 | 72.10 | S 32°15'51" E |
| C-4 | 50.00 | 89°58'19" | 78.52 | 70.69 | S 57°44'10" W |
| C-5 | 50.00 | 90°01'41" | 78.56 | 70.73 | S 57°44'10" W |




| LOT | ACRES | SQUARE FEET | LOT | ACRES | SQUARE FEET |
|-----|-------|-------------|-----|-------|-------------|
| 1 | 0.670 | 29180 | 11 | 0.352 | 15340 |
| 2 | 0.493 | 21510 | 12 | 0.326 | 14210 |
| 3 | 0.535 | 23440 | 13 | 0.326 | 14200 |
| 4 | 0.559 | 24370 | 14 | 0.344 | 15020 |
| 5 | 0.717 | 31250 | 15 | 0.344 | 15010 |
| 6 | 0.734 | 31990 | 16 | 0.325 | 14180 |
| 7 | 0.950 | 41420 | 17 | 0.325 | 14180 |
| 8 | 0.979 | 42640 | 18 | 0.324 | 14120 |
| 9 | 0.959 | 41780 | | | |
| 10 | 0.799 | 34830 | | | |



SHEET II of II
WEYANOKE PARK
SECTION I

SCALE: 1 in. = 100 ft.
 TOWN OF FARMVILLE PRINCE EDWARD COUNTY
 VIRGINIA F.B. 615-0176
 JUNE 12, 1992 RALPH P. HINES, C.L.S.
 SECTION I REPLATTED JUNE 3, 1994

DRAWN BY: H.M.T.
 COMM. NO. 92EN001



0' 100' 200'

Maxey-Hines & Associates, P.C.
 Land Surveyors • Engineers • Planners • Consultants
 P.O. Box 90 • Farmville • Virginia • 23901 • Tel: 804-392-8827

Virginia:
 In the Clerk's Office of the Circuit Court of Prince Edward County,
 June 29, 1994.
 The foregoing Plat was this day presented in said office along
 with and as a part of Plat from ROBERT E. TAYLOR and WEYANOKE PARK
 SECTION I which said deed has been recorded in Plat Book 6 Page 137,
 Sheet II of II.
 Teste: Frank L. Overton, Clerk



ORDINANCE NO. 245

An ordinance abandoning the unopened 20' alley to the rear of lots 11, 12, 13, 14, 15, 16, 17, and 18 of the Weyanoke Park Section I Subdivision on Buffalo Lane and the unopened 50' right-of-way labeled as "Taylor Court" on the Weyanoke Park Section I Subdivision plat.

WHEREAS, an application for abandonment of an alley and 50' right-of-way has been received from Adam Black; and

WHEREAS, the Town has stated a desire to proceed with the abandonment of unused alleys located in the Town of Farmville; and

WHEREAS, the Town has held a public hearing on May 13, 2026, for the abandonment of said alley and right-of-way and the adoption of this Ordinance;

NOW THEREFORE BE IT ORDAINED by the Farmville Town Council this 13th day of May 2026:

1. That the Council approves the abandonment of a 20' alley to the rear of lots 11, 12, 13, 14, 15, 16, 17, and 18 on Buffalo Lane, and the unopened 50' right-of-way labeled as "Taylor Court", as shown more particularly on a plat by Elisha E. Hodges, III dated February 20, 2026.
2. That pursuant to Virginia Code § 15.2-2006, the Town shall record a certified copy of this Ordinance in the Prince Edward County Circuit Court Clerk's Office. The aforementioned plat of Elisha E. Hodges, III shall be attached as an exhibit to the recorded Ordinance.
3. That any deeds and surveys necessary to convey the abandoned property to the adjoining landowners shall be the sole responsibility of the landowners, and shall be signed by the Town upon approval by the Town Attorney.
4. That this Ordinance shall be in full force effect upon its passage.

Approved: _____
Mayor

Attest: _____
Clerk of Council

I certify that the above ordinance was:

Adopted on _____.

Ayes: _____. Nays: _____. Absent: _____. Abstain: _____.

The Honorable A.D. "Chuckie" Reid: _____.

The Honorable Sallie O. Amos _____.

The Honorable Daniel E. Dwyer _____.

The Honorable Tommy Pairet _____.

The Honorable Adam Yoelin _____.

The Honorable Donald L. Hunter _____.

The Honorable John Hardy _____.



Town of Farmville

Agenda Item Summary

MEETING DATE: May 6, 2026

ITEM NUMBER: 12.a. – 2.2-3711 A.3. Discussion or consideration of the acquisition of real property for a public purpose, or of the disposition of publicly held real property, where discussion in an open meeting would adversely affect the bargaining position or negotiating strategy of the public body.
2.2-3711 A.5. Discussion concerning a prospective business or industry or the expansion of an existing business or industry where no previous announcement has been made of the business' or industry's interest in locating or expanding its facilities in the community.

BACKGROUND: Mr. Mayor, I move that the Farmville Town Council convene in closed meeting pursuant to the Code of Virginia, in accordance with the provisions of paragraph A.3 of Section 2.2-3711, Discussion or consideration of the acquisition of real property for a public purpose, or of the disposition of publicly held real property, where discussion in an open meeting would adversely affect the bargaining position or negotiating strategy of the public body and

paragraph A.5 of Section 2.2-3711, Discussion concerning a prospective business or industry or the expansion of an existing business or industry where no previous announcement has been made of the business' or industry's interest in locating or expanding its facilities in the community.

CERTIFICATION OF CLOSED MEETING

WHEREAS, the Farmville Town Council has convened a closed meeting on this date pursuant to an affirmative recorded vote and in accordance with the provisions of the Virginia Freedom of Information Act; and WHEREAS, Section 2.2-3712 of the Code of Virginia requires a certification by the Farmville Town Council that such closed meeting was conducted in conformity with Virginia law;

NOW, THEREFORE, BE IT RESOLVED that the Farmville Town Council hereby certifies that, to the best of each member's knowledge, only public business matters lawfully exempted from open meeting requirements by Virginia law were discussed in the closed meeting to which this certification resolution applies, and only such public business matters as were identified in the motion convening the closed meeting were heard, discussed or considered by the Farmville Town Council.

RECOMMENDATION:

FISCAL IMPACT:

ATTACHMENTS: None