



# Town of Farmville

## Town Council

---

February 4, 2026 at 6:00 PM  
Council Chamber of the Town Hall  
116 North Main Street, Farmville, VA

### **AGENDA**

- 1. Call to Order**
- 2. Roll Call**
- 3. Adoption of Agenda**
- 4. Declaration of Personal Interest**
- 5. Proposed Pay Scale Adjustment**
  - a. Presentation by Dr. Stephanie Davis, Virginia Tech's Technical Assistance Program
- 6. Finance Report**
  - a. Report by Deputy Town Manager/Finance Director
- 7. Request Approval of Resolution No. 2026-01-01 - Affirming Declaration of Local Emergency**
  - a. Resolution No. 2026-01-01
- 8. Discussion: Update on Amendments to Sidewalk Ordinance**
- 9. Discussion: Street Lights**
- 10. Discussion: Potential Employee Incentives Related to FY26-2027 Budget**
- 11. Town Manager's Report**
- 12. Comments by Mayor and Town Council**



# Town of Farmville

## Agenda Item Summary

**MEETING DATE:** February 4, 2026

**ITEM NUMBER:** 5.a. – Presentation by Dr. Stephanie Davis, Virginia Tech's Technical Assistance Program

---

**BACKGROUND:**

The first spreadsheet titled **Position Schematic By Grade FY26** is the current Pay Plan. The second spreadsheet is the **Proposed Pay Plan** from the study the consultant will be presenting to the Council.

**RECOMMENDATION:**

**FISCAL IMPACT:**

**ATTACHMENTS:**

1. Position Schematic By Grade FY26
2. Proposed Pay Plan

**Town of Farmville Pay and Classification Plan  
Updated FY26 Pay and Classification Plan**

Grade	Position	Job Number	FLSA	Annual Minimum	Annual Midpt	Annual Max	FY26 Existing Employee Annual Maximum	Hourly Min	Hourly Mid	Hourly Max	FY26 Existing EE Hourly Max
F01	AIRPORT TECHNICIAN	1006	N	\$29,460	\$40,198	\$47,136	\$50,936.00	\$14.16	\$19.33	\$22.66	\$24.49
F01	BUS OPERATIONS AIDE	2303	N	\$29,460	\$40,198	\$47,136	\$50,936.00	\$14.16	\$19.33	\$22.66	\$24.49
F01	CUSTODIAN	1701	N	\$29,460	\$40,198	\$47,136	\$50,936.00	\$14.16	\$19.33	\$22.66	\$24.49
F01	WATER/SEWER PLANT TRAINEE	2005	N	\$29,460	\$40,198	\$47,136	\$50,936.00	\$14.16	\$19.33	\$22.66	\$24.49
F02	BUS DRIVER	2302	N	\$30,728	\$41,846	\$49,165	\$52,964.80	\$14.77	\$20.12	\$23.64	\$25.46
F03	LABORER I	1709	N	\$32,695	\$44,404	\$52,312	\$56,112.00	\$15.72	\$21.35	\$25.15	\$26.98
F03	WATER METER READER/TECHNICIAN	1003	N	\$32,695	\$44,404	\$52,312	\$56,112.00	\$15.72	\$21.35	\$25.15	\$26.98
F04	ADMINISTRATIVE ASSISTANT I	1108	N	\$34,810	\$47,153	\$55,696	\$59,496.00	\$16.74	\$22.67	\$26.78	\$28.60
F04	LABORER II	1503	N	\$34,810	\$47,153	\$55,696	\$59,496.00	\$16.74	\$22.67	\$26.78	\$28.60
F04	MECHANIC I	1715	N	\$34,810	\$47,153	\$55,696	\$59,496.00	\$16.74	\$22.67	\$26.78	\$28.60
F04	RECREATION TECHNICIAN (PART-TIME)	1014	N	\$34,810	\$47,153	\$55,696	\$59,496.00	\$16.74	\$22.67	\$26.78	\$28.60
F04	SUPPLY ROOM TECHNICIAN	1714	N	\$34,810	\$47,153	\$55,696	\$59,496.00	\$16.74	\$22.67	\$26.78	\$28.60
F05	ADMINISTRATIVE ASSISTANT II	1109	N	\$37,083	\$50,108	\$59,333	\$63,132.80	\$17.83	\$24.09	\$28.53	\$30.35
F05	EMERGENCY COMMUNICATIONS OPERATOR I	1204	N	\$37,083	\$50,108	\$59,333	\$63,132.80	\$17.83	\$24.09	\$28.53	\$30.35
F05	MECHANIC II	1716	N	\$37,083	\$50,108	\$59,333	\$63,132.80	\$17.83	\$24.09	\$28.53	\$30.35
F05	RECREATION SPECIALIST	2301	N	\$37,083	\$50,108	\$59,333	\$63,132.80	\$17.83	\$24.09	\$28.53	\$30.35
F05	WATER PLANT OPERATOR	2002	N	\$37,083	\$50,108	\$59,333	\$63,132.80	\$17.83	\$24.09	\$28.53	\$30.35
F05	WWTP OPERATOR	2202	N	\$37,083	\$50,108	\$59,333	\$63,132.80	\$17.83	\$24.09	\$28.53	\$30.35
F06	ACCOUNT CLERK I	1103	N	\$39,527	\$53,285	\$63,243	\$67,043.20	\$19.00	\$25.62	\$30.41	\$32.23
F06	EQUIPMENT OPERATOR	1505	N	\$39,527	\$53,285	\$63,243	\$67,043.20	\$19.00	\$25.62	\$30.41	\$32.23
F07	EMERGENCY COMMUNICATIONS OPERATOR II	1203	N	\$42,154	\$56,700	\$67,446	\$71,246.40	\$20.27	\$27.26	\$32.43	\$34.25
F08	ACCOUNT CLERK II	1103	N	\$44,978	\$60,371	\$71,965	\$75,764.80	\$21.62	\$29.02	\$34.60	\$36.43
F08	ACCREDITATION COORDINATOR	1211	N	\$44,978	\$60,371	\$71,965	\$75,764.80	\$21.62	\$29.02	\$34.60	\$36.43
F08	GIS ANALYST	1802	E	\$44,978	\$60,371	\$71,965	\$75,764.80	\$21.62	\$29.02	\$34.60	\$36.43
F08	RESIDENTIAL CODE INSPECTOR	1400	N	\$44,978	\$60,371	\$71,965	\$75,764.80	\$21.62	\$29.02	\$34.60	\$36.43
F09	CLERK OF COUNCIL	1022	E	\$48,014	\$64,318	\$76,822	\$80,622.40	\$23.08	\$30.92	\$36.93	\$38.76
F09	EXECUTIVE SECRETARY	1012	N	\$48,014	\$64,318	\$76,822	\$80,622.40	\$23.08	\$30.92	\$36.93	\$38.76
F09	FIREFIGHTER	1010	N	\$48,014	\$64,318	\$76,822	\$80,622.40	\$23.08	\$30.92	\$36.93	\$38.76
F09	POLICE OFFICER	1207	N	\$49,014	\$65,318	\$78,422	\$81,622.40	\$23.56	\$31.40	\$37.70	\$39.24
F09	PURCHASING AGENT	1023	N	\$48,014	\$64,318	\$76,822	\$80,622.40	\$23.08	\$30.92	\$36.93	\$38.76
F09	TRANSIT COORDINATOR	2305	N	\$48,014	\$64,318	\$76,822	\$80,622.40	\$23.08	\$30.92	\$36.93	\$38.76
F10	ADMINISTRATIVE STAFF OFFICER	1209	N	\$51,278	\$68,561	\$82,045	\$85,844.80	\$24.65	\$32.96	\$39.44	\$41.27
F10	BUILDING OFFICIAL	1401	N	\$51,278	\$68,561	\$82,045	\$85,844.80	\$24.65	\$32.96	\$39.44	\$41.27
F10	EMERGENCY COMMUNICATIONS SUPERVISOR	1214	N	\$51,278	\$68,561	\$82,045	\$85,844.80	\$24.65	\$32.96	\$39.44	\$41.27
F10	FOREMAN	1705	N	\$51,278	\$68,561	\$82,045	\$85,844.80	\$24.65	\$32.96	\$39.44	\$41.27
F10	HORTICULTURIST	1015	N	\$51,278	\$68,561	\$82,045	\$85,844.80	\$24.65	\$32.96	\$39.44	\$41.27
F10	POLICE CORPORAL	1210	N	\$51,278	\$68,561	\$82,045	\$85,844.80	\$24.65	\$32.96	\$39.44	\$41.27
F11	CRIMINAL INVESTIGATOR	1205	N	\$54,786	\$73,122	\$87,658	\$91,457.60	\$26.34	\$35.15	\$42.14	\$43.97
F11	POLICE SERGEANT	1208	N	\$54,786	\$73,122	\$87,658	\$91,457.60	\$26.34	\$35.15	\$42.14	\$43.97
F11	NARCOTICS INVESTIGATOR	2501	N	\$54,786	\$73,122	\$87,658	\$91,457.60	\$26.34	\$35.15	\$42.14	\$43.97
F11	TOWN PLANNER	1801	E	\$54,786	\$73,122	\$87,658	\$91,457.60	\$26.34	\$35.15	\$42.14	\$43.97
F12	HUMAN RESOURCES MANAGER	1105	E	\$58,557	\$78,024	\$93,691	\$97,491.20	\$28.15	\$37.51	\$45.04	\$46.87
F12	SUPERINTENDENT	1506	N	\$58,557	\$78,024	\$93,691	\$97,491.20	\$28.15	\$37.51	\$45.04	\$46.87
F12	TRANSIT MANAGER	2300	E	\$58,557	\$78,024	\$93,691	\$97,491.20	\$28.15	\$37.51	\$45.04	\$46.87
F13	EMERGENCY COMMUNICATIONS MANAGER	1201	E	\$62,612	\$83,296	\$100,179	\$103,979.20	\$30.10	\$40.05	\$48.16	\$49.99
F13	POLICE LIEUTENANT	1212	N	\$62,612	\$83,296	\$100,179	\$103,979.20	\$30.10	\$40.05	\$48.16	\$49.99
F14	IT MANAGER	1106	E	\$66,970	\$88,961	\$107,152	\$110,952.00	\$32.20	\$42.77	\$51.52	\$53.34
F15	ASSISTANT DIRECTOR OF PUBLIC WORKS	1702	N	\$71,655	\$95,052	\$114,648	\$118,448.00	\$34.45	\$45.70	\$55.12	\$56.95
F15	DEPUTY DIRECTOR FINANCE	1101	E	\$71,655	\$95,052	\$114,648	\$118,448.00	\$34.45	\$45.70	\$55.12	\$56.95
F15	POLICE CAPTAIN	1020	E	\$71,655	\$95,052	\$114,648	\$118,448.00	\$34.45	\$45.70	\$55.12	\$56.95
F16	DIRECTOR OF COMMUNITY DEVELOPMENT	1107	E	\$76,692	\$101,600	\$122,707	\$126,507.20	\$36.87	\$48.85	\$58.99	\$60.82
F16	DIRECTOR OF RECREATION	2510	E	\$76,692	\$101,600	\$122,707	\$126,507.20	\$36.87	\$48.85	\$58.99	\$60.82
F16	FIRE CHIEF	1100	E	\$76,692	\$101,600	\$122,707	\$126,507.20	\$36.87	\$48.85	\$58.99	\$60.82
F17	CHIEF OF POLICE	1206	E	\$82,106	\$108,638	\$131,370	\$135,169.60	\$39.47	\$52.23	\$63.16	\$64.99
F17	DIRECTOR OF FINANCE	1104	E	\$82,106	\$108,638	\$131,370	\$135,169.60	\$39.47	\$52.23	\$63.16	\$64.99
F17	DIRECTOR OF PUBLIC WORKS	1703	E	\$82,106	\$108,638	\$131,370	\$135,169.60	\$39.47	\$52.23	\$63.16	\$64.99
F18			E	\$87,927	\$116,205	\$140,683	\$144,483.00	\$42.27	\$55.87	\$67.64	\$69.46
F19	DEPUTY TOWN MANAGER	1024	E	\$94,184	\$124,339	\$150,694	\$154,494.00	\$45.28	\$59.78	\$72.45	\$74.28
F20	TOWN MANAGER	1021	E	\$100,910	\$133,083	\$161,456	\$165,256.00	\$48.51	\$63.98	\$77.62	\$79.45

9/14/2025

**\$1,000 Increase For All Employees  
\$2,000 for Police Officer Only**

Position Descript	Curr Position Start Date	Hire Date	Base Salary	Regular	Proposed Grade	Value of 1				New Proposed/Existing Salaries	Calculated Salary based on years in current position as of 7/1/26	Calc versus proposed whichever is higher (new salary)	Variance	Years of Service Adjustment (Town Service) \$50
						Proposed Minimum	Year of Service	Adjust to Minimum	Variance to Minimum					
AIRPORT TECHNICIAN	9/5/2014	3/10/2008	42,293.60	20.3335	F01	\$30,776.00	\$353.92	\$0.00		\$42,293.60	\$34,960.17	\$42,293.60	\$0.00	\$915.42
BUS OPERATIONS AIDE	2/1/2016	2/1/2016	45,115.33	21.6901	F01	\$30,776.00	\$353.92	\$0.00		\$45,115.33	\$34,462.71	\$45,115.33	\$0.00	\$520.83
BUS OPERATIONS AIDE	8/22/2022	8/22/2022	41,040.00	19.7308	F01	\$30,776.00	\$353.92	\$0.00		\$41,040.00	\$32,141.56	\$41,040.00	\$0.00	\$192.92
CUSTODIAN	7/3/2023	7/3/2023	33,120.00	15.9231	F01	\$30,776.00	\$353.92	\$0.00		\$33,120.00	\$31,835.81	\$33,120.00	\$0.00	\$149.72
CUSTODIAN	2/2/2026	2/2/2026	32,500.00	15.6250	F01	\$30,776.00	\$353.92	\$0.00		\$32,500.00	\$30,922.48	\$32,500.00	\$0.00	\$0.00
BUS DRIVER FT	8/1/2025	4/17/2023	41,000.00	19.7115	F02	\$32,314.80	\$371.62	\$0.00		\$41,000.00	\$32,655.45	\$41,000.00	\$0.00	\$160.28
LABORER I	8/13/2025	8/13/2025	32,695.00	15.7188	F03	\$33,930.54	\$390.20	\$33,930.54	\$1,235.54	\$33,930.54	\$34,275.22	\$34,275.22	\$344.68	\$0.00
LABORER I	9/6/2022	9/6/2022	35,228.80	16.9369	F03	\$33,930.54	\$390.20	\$0.00		\$35,228.80	\$35,420.89	\$35,420.89	\$192.09	\$190.97
LABORER I	7/31/2023	7/31/2023	34,721.60	16.6931	F03	\$33,930.54	\$390.20	\$0.00		\$34,721.60	\$35,069.71	\$35,069.71	\$348.11	\$145.97
LABORER I	3/30/2021	3/30/2021	36,028.87	17.3216	F03	\$33,930.54	\$390.20	\$0.00		\$36,028.87	\$35,980.18	\$36,028.87	\$0.00	\$262.64
LABORER I	9/12/2024	9/12/2024	32,695.00	15.7188	F03	\$33,930.54	\$390.20	\$33,930.54	\$1,235.54	\$33,930.54	\$34,633.99	\$34,633.99	\$703.45	\$90.14
LABORER I			33,930.54	16.3100	F03	\$33,930.54	\$390.20	\$0.00		\$33,930.54	\$33,930.54	\$33,930.54	\$0.00	\$0.00
LABORER I	4/24/2016	4/24/2016	37,702.47	18.1262	F03	\$33,930.54	\$390.20	\$0.00		\$37,702.47	\$37,905.17	\$37,905.17	\$202.70	\$509.31
LABORER I	9/6/2022	9/6/2022	35,228.80	16.9369	F03	\$33,930.54	\$390.20	\$0.00		\$35,228.80	\$35,420.89	\$35,420.89	\$192.09	\$190.97
LABORER I	4/7/2019	4/7/2019	37,137.06	17.8544	F03	\$33,930.54	\$390.20	\$0.00		\$37,137.06	\$36,753.00	\$37,137.06	\$0.00	\$361.67
LABORER I	12/19/2022	12/19/2022	35,499.20	17.0669	F03	\$33,930.54	\$390.20	\$0.00		\$35,499.20	\$35,309.25	\$35,499.20	\$0.00	\$176.67
LABORER I	4/9/2018	4/9/2018	37,159.68	17.8652	F03	\$33,930.54	\$390.20	\$0.00		\$37,159.68	\$37,141.03	\$37,159.68	\$0.00	\$411.39
LABORER I	10/13/2024	9/11/2024	32,695.00	15.7188	F03	\$33,930.54	\$390.20	\$33,930.54	\$1,235.54	\$33,930.54	\$34,600.39	\$34,600.39	\$669.85	\$90.28
W/S METER TECH	1/4/2021	1/4/2021	41,678.34	20.0377	F03	\$33,930.54	\$390.20	\$0.00		\$41,678.34	\$36,073.39	\$41,678.34	\$0.00	\$274.58
W/S METER TECH	10/9/2016	4/10/2014	46,748.96	22.4755	F03	\$33,930.54	\$390.20	\$0.00		\$46,748.96	\$37,726.33	\$46,748.96	\$0.00	\$611.25
ADM ASST I	6/6/1991	6/6/1991	55,980.77	26.9138	F04	\$35,627.07	\$409.71	\$0.00		\$55,980.77	\$49,995.41	\$55,980.77	\$0.00	\$1,753.47
ADM ASST I	3/20/2023	3/20/2023	43,320.00	20.8269	F04	\$35,627.07	\$409.71	\$0.00		\$43,320.00	\$36,971.15	\$43,320.00	\$0.00	\$164.03
RECREATION SPECIALIST	2/1/2026	8/14/2025	37,083.00	17.8284	F04	\$35,627.07	\$409.71	\$0.00		\$37,083.00	\$35,797.78	\$37,083.00	\$0.00	\$0.00
SUPPLY ROOM TECHNICIAN	8/29/2022	8/29/2022	41,240.00	19.8269	F04	\$35,627.07	\$409.71	\$0.00		\$41,240.00	\$37,199.90	\$41,240.00	\$0.00	\$191.94
LABORER II	9/14/1998	9/14/1998	46,538.28	22.3742	F05	\$37,408.42	\$430.20	\$0.00		\$46,538.28	\$49,366.70	\$49,366.70	\$2,828.42	\$1,389.86
LABORER II	11/1/1999	5/2/1999	45,787.04	22.0130	F05	\$37,408.42	\$430.20	\$0.00		\$45,787.04	\$48,880.34	\$48,880.34	\$3,093.30	\$1,358.19
LABORER II	5/6/2024	11/23/2021	37,321.60	17.9431	F05	\$37,408.42	\$430.20	\$37,408.42	\$86.82	\$37,408.42	\$38,334.54	\$38,334.54	\$926.12	\$230.28
LABORER II	1/9/2022	9/15/2021	42,284.80	20.3292	F05	\$37,408.42	\$430.20	\$0.00		\$42,284.80	\$39,334.75	\$42,284.80	\$0.00	\$239.72
LABORER II	9/6/2022	9/6/2022	40,200.00	19.3269	F05	\$37,408.42	\$430.20	\$0.00		\$40,200.00	\$39,051.53	\$40,200.00	\$0.00	\$190.97
LABORER II	2/13/2023	2/13/2023	38,340.80	18.4331	F05	\$37,408.42	\$430.20	\$0.00		\$38,340.80	\$38,863.92	\$38,863.92	\$523.12	\$169.17
MECHANIC I	5/19/2009	5/19/2009	47,900.80	23.0292	F05	\$37,408.42	\$430.20	\$0.00		\$47,900.80	\$44,771.96	\$47,900.80	\$0.00	\$855.83
MECHANIC I	3/17/2002	3/17/2002	50,676.77	24.3638	F05	\$37,408.42	\$430.20	\$0.00		\$50,676.77	\$47,857.42	\$50,676.77	\$0.00	\$1,214.44
ACCOUNT CLERK	5/9/2022	5/9/2022	46,505.60	22.3585	F06	\$39,278.84	\$451.71	\$0.00		\$46,505.60	\$41,150.91	\$46,505.60	\$0.00	\$207.22
ACCOUNT CLERK	11/1/2004	11/1/2004	58,587.49	28.1671	F06	\$39,278.84	\$451.71	\$0.00		\$58,587.49	\$49,065.82	\$58,587.49	\$0.00	\$1,083.33
ACCOUNT CLERK	8/19/2024	8/19/2024	43,500.00	20.9135	F06	\$39,278.84	\$451.71	\$0.00		\$43,500.00	\$40,122.03	\$43,500.00	\$0.00	\$93.33
ADM ASST II	2/1/2022	2/1/2022	50,001.60	24.0392	F06	\$39,278.84	\$451.71	\$0.00		\$50,001.60	\$41,273.88	\$50,001.60	\$0.00	\$220.83
COMMUNICATION OPERATOR I	6/1/2025	9/30/2017	43,000.00	20.6731	F06	\$39,278.84	\$451.71	\$0.00		\$43,000.00	\$39,768.19	\$43,000.00	\$0.00	\$437.64
COMMUNICATION OPERATOR I	6/28/2024	6/28/2024	39,089.60	18.7931	F06	\$39,278.84	\$451.71	\$39,278.84	\$189.24	\$39,278.84	\$40,186.02	\$40,186.02	\$907.18	\$100.42
COMMUNICATION OPERATOR I	4/2/2023	3/7/2021	44,975.20	21.6227	F06	\$39,278.84	\$451.71	\$0.00		\$44,975.20	\$40,745.63	\$44,975.20	\$0.00	\$265.83
COMMUNICATION OPERATOR I	1/19/2025	10/3/2024	37,083.00	17.8284	F06	\$39,278.84	\$451.71	\$39,278.84	\$2,195.84	\$39,278.84	\$39,933.82	\$39,933.82	\$654.97	\$87.22
COMMUNICATION OPERATOR I	11/12/2025	11/12/2025	37,083.00	17.8284	F06	\$39,278.84	\$451.71	\$39,278.84	\$2,195.84	\$39,278.84	\$39,566.18	\$39,566.18	\$287.34	\$0.00
COMMUNICATION OPERATOR I	4/28/2025	4/28/2025	37,083.00	17.8284	F06	\$39,278.84	\$451.71	\$39,278.84	\$2,195.84	\$39,278.84	\$39,809.60	\$39,809.60	\$530.76	\$58.75
COMMUNICATION OPERATOR I	7/6/2023	7/6/2023	39,089.60	18.7931	F06	\$39,278.84	\$451.71	\$39,278.84	\$189.24	\$39,278.84	\$40,627.69	\$40,627.69	\$1,348.85	\$149.31
COMMUNICATION OPERATOR I	10/1/2025	5/26/2025	37,083.00	17.8284	F06	\$39,278.84	\$451.71	\$39,278.84	\$2,195.84	\$39,278.84	\$39,617.62	\$39,617.62	\$338.78	\$54.86
COMMUNICATION OPERATOR I	10/22/2021	3/8/2021	44,975.20	21.6227	F06	\$39,278.84	\$451.71	\$0.00		\$44,975.20	\$41,398.10	\$44,975.20	\$0.00	\$265.69
COMMUNICATION OPERATOR I	2/1/2026	2/1/2026	43,000.00	20.6700	F06	\$39,278.84	\$451.71	\$0.00		\$43,000.00	\$39,467.05	\$43,000.00	\$0.00	\$0.00
COMMUNICATION OPERATOR I			39,278.84	18.8800	F06	\$39,278.84	\$451.71	\$0.00		\$39,278.84	\$39,278.84	\$39,278.84	\$0.00	\$0.00

EQUIP OPERATOR	8/7/1978	8/7/1978	60,520.99	29.0966 F06	\$39,278.84	\$451.71	\$0.00	\$60,520.99	\$60,915.59	\$60,915.59	\$394.60	\$2,395.00	
EQUIP OPERATOR	12/26/2021	4/11/2000	47,360.00	22.7692 F06	\$39,278.84	\$451.71	\$0.00	\$47,360.00	\$41,317.80	\$47,360.00	\$0.00	\$1,311.11	
EQUIP OPERATOR	6/27/2021	3/17/2021	48,928.00	23.5231 F06	\$39,278.84	\$451.71	\$0.00	\$48,928.00	\$41,542.39	\$48,928.00	\$0.00	\$264.44	
EQUIP OPERATOR	8/18/2025	8/18/2025	43,000.00	20.6731 F06	\$39,278.84	\$451.71	\$0.00	\$43,000.00	\$39,671.58	\$43,000.00	\$0.00	\$0.00	
EQUIP OPERATOR	10/27/2003	10/27/2003	49,700.83	23.8946 F06	\$39,278.84	\$451.71	\$0.00	\$49,700.83	\$49,522.54	\$49,700.83	\$0.00	\$1,133.89	
MECHANIC II	6/30/2020	3/7/2016	59,500.00	28.6058 F07	\$41,242.78	\$474.29	\$0.00	\$59,500.00	\$44,089.85	\$59,500.00	\$0.00	\$515.83	
MECHANIC II	5/28/2024	5/28/2024	51,840.00	24.9231 F07	\$41,242.78	\$474.29	\$0.00	\$51,840.00	\$42,234.84	\$51,840.00	\$0.00	\$104.58	
MECHANIC II	7/1/2025	7/1/2025	46,000.00	22.1154 F07	\$41,242.78	\$474.29	\$0.00	\$46,000.00	\$41,717.08	\$46,000.00	\$0.00	\$0.00	
COMMUNICATION OPERATOR II	9/5/2021	10/2/2013	48,980.86	23.5485 F08	\$43,304.92	\$498.01	\$0.00	\$48,980.86	\$45,706.42	\$48,980.86	\$0.00	\$637.36	
COMMUNICATION OPERATOR II	6/30/2020	10/28/2010	50,189.00	24.1293 F08	\$43,304.92	\$498.01	\$0.00	\$50,189.00	\$46,294.35	\$50,189.00	\$0.00	\$783.75	
COMMUNICATION OPERATOR II	8/12/2005*	6/15/1995	57,015.00	27.4111 F08	\$43,304.92	\$498.01	\$0.00	\$57,015.00	\$51,273.03	\$57,015.00	\$0.00	\$1,552.22	
COMMUNICATION OPERATOR II	7/1/2011	10/1/2000	59,482.78	28.5975 F08	\$43,304.92	\$498.01	\$0.00	\$59,482.78	\$50,775.02	\$59,482.78	\$0.00	\$1,287.50	
QUALITY ASSURANCE COORD/ECO II	9/5/2021	1/13/2019	51,278.00	24.6529 F08	\$43,304.92	\$498.01	\$0.00	\$51,278.00	\$45,706.42	\$51,278.00	\$0.00	\$373.33	
WATER PLT OPERA	2/18/1997	2/18/1997	56,235.36	27.0362 F08	\$43,304.92	\$498.01	\$0.00	\$56,235.36	\$57,931.10	\$57,931.10	\$1,695.74	\$1,468.47	
WATER PLT OPERA	3/5/2023	3/5/2021	41,572.80	19.9869 F08	\$43,304.92	\$498.01	\$43,304.92	\$1,732.12	\$43,304.92	\$44,959.41	\$44,959.41	\$1,654.49	\$266.11
WATER PLT OPERA	3/19/2000	3/19/2000	54,495.65	26.1998 F08	\$43,304.92	\$498.01	\$0.00	\$54,495.65	\$56,394.20	\$56,394.20	\$1,898.55	\$1,314.17	
WATER PLT OPERA	9/15/2025	9/15/2025	37,083.00	17.8284 F08	\$43,304.92	\$498.01	\$43,304.92	\$6,221.92	\$43,304.92	\$43,700.56	\$395.64	\$0.00	
WATER PLT OPERA (TRANSFER FROM LABORER)	2/15/2026	7/31/2023	34,721.60	16.9310 F08	\$43,304.92	\$498.01	\$43,304.92	\$8,583.32	\$43,304.92	\$43,493.06	\$43,493.06	\$188.14	\$145.97
WWTP OPERATOR	6/1/2017	6/1/2017	45,234.66	21.7474 F08	\$43,304.92	\$498.01	\$0.00	\$45,234.66	\$47,828.48	\$47,828.48	\$2,593.82	\$454.17	
WWTP OPERATOR	9/19/2022	9/19/2022	44,880.00	21.5769 F08	\$43,304.92	\$498.01	\$0.00	\$44,880.00	\$45,189.05	\$45,189.05	\$309.05	\$189.17	
WWTP OPERATOR	2/28/1994	2/28/1994	58,187.23	27.9746 F08	\$43,304.92	\$498.01	\$0.00	\$58,187.23	\$59,408.52	\$59,408.52	\$1,221.29	\$1,616.81	
WWTP OPERATOR	12/6/2024	12/6/2024	39,500.00	18.9904 F08	\$43,304.92	\$498.01	\$43,304.92	\$3,804.92	\$44,086.52	\$44,086.52	\$781.59	\$78.47	
WWTP OPERATOR	6/15/1999	6/15/1999	55,301.86	26.5874 F08	\$43,304.92	\$498.01	\$0.00	\$55,301.86	\$56,773.23	\$56,773.23	\$1,471.37	\$1,352.22	
ACCOUNT CLERK II	8/26/2024	8/26/2024	54,500.00	26.2019 F09	\$45,470.17	\$522.91	\$0.00	\$54,500.00	\$46,436.09	\$54,500.00	\$0.00	\$92.36	
ACCOUNT CLERK II	7/1/2023	3/2/1988	59,375.84	28.5461 F09	\$45,470.17	\$522.91	\$0.00	\$59,375.84	\$47,038.89	\$59,375.84	\$0.00	\$1,916.53	
ACCREDITATION COORDINATOR	8/29/2022	4/3/2012	52,399.49	25.1921 F09	\$45,470.17	\$522.91	\$0.00	\$52,399.49	\$47,477.55	\$52,399.49	\$0.00	\$712.22	
Clerk of Council	11/8/2021	11/8/2021	62,713.30	30.1506 F10	\$47,743.68	\$549.05	\$0.00	\$62,713.30	\$50,295.25	\$62,713.30	\$0.00	\$232.36	
EXECUTIVE SECRETARY	9/3/2004	11/30/2003	64,424.77	30.9734 F10	\$47,743.68	\$549.05	\$0.00	\$64,424.77	\$59,728.27	\$64,424.77	\$0.00	\$1,129.31	
HORTICULTURALIST	12/3/2017	12/3/2017	62,090.98	29.8514 F11	\$50,130.86	\$576.50	\$0.00	\$62,090.98	\$55,075.99	\$62,090.98	\$0.00	\$428.89	
Purchasing Agent	11/16/2020	3/30/1992	74,842.18	35.9818 F11	\$50,130.86	\$576.50	\$0.00	\$74,842.18	\$53,373.70	\$74,842.18	\$0.00	\$1,712.64	
TRANSIT COORDINATOR	9/25/2016	10/14/2001	58,587.49	28.1671 F11	\$50,130.86	\$576.50	\$0.00	\$58,587.49	\$55,761.39	\$58,587.49	\$0.00	\$1,235.69	
FIRE FIGHTER	10/1/2025	10/1/2025	48,014.00	23.0837 F12	\$52,637.40	\$605.33	\$52,637.40	\$4,623.40	\$52,637.40	\$53,091.40	\$53,091.40	\$454.00	\$0.00
FIRE FIGHTER	12/19/2022	12/19/2022	54,011.20	25.9669 F12	\$52,637.40	\$605.33	\$0.00	\$54,011.20	\$54,776.24	\$54,776.24	\$765.04	\$176.67	
FIRE FIGHTER	8/1/2025	8/1/2025	48,014.00	23.0837 F12	\$52,637.40	\$605.33	\$52,637.40	\$4,623.40	\$52,637.40	\$53,192.29	\$53,192.29	\$554.89	\$0.00
FIRE FIGHTER	7/1/2024	7/1/2024	48,014.00	23.0837 F12	\$52,637.40	\$605.33	\$52,637.40	\$4,623.40	\$52,637.40	\$53,848.06	\$53,848.06	\$1,210.66	\$100.00
POLICE OFFICER	11/14/2016	11/14/2016	62,689.87	30.1394 F12	\$52,637.40	\$605.33	\$0.00	\$62,689.87	\$58,467.07	\$62,689.87	\$0.00	\$481.53	
POLICE OFFICER	10/1/2025	10/1/2025	49,014.00	23.5644 F12	\$52,637.40	\$605.33	\$52,637.40	\$3,623.40	\$52,637.40	\$53,091.40	\$53,091.40	\$454.00	\$0.00
POLICE OFFICER	6/10/2024	12/27/2021	51,014.00	24.5260 F12	\$52,637.40	\$605.33	\$52,637.40	\$1,623.40	\$52,637.40	\$53,883.38	\$53,883.38	\$1,245.97	\$225.56
POLICE OFFICER	6/11/2025	6/11/2025	49,014.00	23.5644 F12	\$52,637.40	\$605.33	\$52,637.40	\$3,623.40	\$52,637.40	\$53,276.36	\$53,276.36	\$638.96	\$52.78
POLICE OFFICER	12/27/2023	12/27/2023	51,014.00	24.5260 F12	\$52,637.40	\$605.33	\$52,637.40	\$1,623.40	\$52,637.40	\$54,157.46	\$54,157.46	\$1,520.05	\$125.56
POLICE OFFICER			52,130.86	25.0600 F12	\$52,637.40	\$605.33	\$52,637.40		\$52,130.86	\$52,637.40	\$52,130.86	\$0.00	\$0.00
POLICE OFFICER			52,130.86	25.0600 F12	\$52,637.40	\$605.33	\$52,637.40		\$52,130.86	\$52,637.40	\$52,130.86	\$0.00	\$0.00
POLICE OFFICER			52,130.86	25.0600 F12	\$52,637.40	\$605.33	\$52,637.40		\$52,130.86	\$52,637.40	\$52,130.86	\$0.00	\$0.00
ADMINISTRATIVE STAFF OFFICER	8/24/2023	4/16/2012	65,636.90	31.5562 F12	\$52,637.40	\$605.33	\$0.00	\$65,636.90	\$54,364.28	\$65,636.90	\$0.00	\$710.42	
EMERGENCY COMM SUPERVISOR	7/1/2024	9/6/2022	51,278.00	24.6529 F12	\$52,637.40	\$605.33	\$52,637.40	\$1,359.40	\$52,637.40	\$53,848.06	\$53,848.06	\$1,210.66	\$190.97
EMERGENCY COMM SUPERVISOR	7/1/2024	10/2/2011	51,778.00	24.8933 F12	\$52,637.40	\$605.33	\$52,637.40	\$859.40	\$52,637.40	\$53,848.06	\$53,848.06	\$1,210.66	\$737.36
EMERGENCY COMM SUPERVISOR	8/3/2025	7/1/2018	51,278.00	24.6529 F12	\$52,637.40	\$605.33	\$52,637.40	\$1,359.40	\$52,637.40	\$53,188.93	\$53,188.93	\$551.52	\$400.00
EMERGENCY COMM SUPERVISOR	7/1/2024	4/18/2021	52,278.00	25.1337 F12	\$52,637.40	\$605.33	\$52,637.40	\$359.40	\$52,637.40	\$53,848.06	\$53,848.06	\$1,210.66	\$260.14
FOREMAN	9/7/1997	4/7/1980	69,155.90	33.2480 F12	\$52,637.40	\$605.33	\$0.00	\$69,155.90	\$70,081.00	\$70,081.00	\$925.10	\$2,311.67	
FOREMAN	2/2/2014	4/12/1988	61,178.69	29.4128 F12	\$52,637.40	\$605.33	\$0.00	\$61,178.69	\$60,151.91	\$61,178.69	\$0.00	\$1,910.97	
FOREMAN	2/12/1995	11/15/1990	66,928.22	32.1770 F12	\$52,637.40	\$605.33	\$0.00	\$66,928.22	\$71,636.36	\$71,636.36	\$4,708.14	\$1,781.39	
FOREMAN	7/6/2025	9/20/2021	57,000.00	27.4038 F12	\$52,637.40	\$605.33	\$0.00	\$57,000.00	\$53,234.33	\$57,000.00	\$0.00	\$239.03	
FRMN MECHANICS	10/29/2000	4/10/2000	61,157.47	29.4026 F12	\$52,637.40	\$605.33	\$0.00	\$61,157.47	\$68,177.57	\$68,177.57	\$7,020.10	\$1,311.25	
POLICE OFFICER CORPORAL	3/20/2022	6/25/2017	60,004.00	28.8481 F13	\$55,269.27	\$635.60	\$0.00	\$60,004.00	\$57,989.98	\$60,004.00	\$0.00	\$450.83	
POLICE OFFICER CORPORAL	4/27/2025	12/27/2021	58,201.60	27.9815 F13	\$55,269.27	\$635.60	\$0.00	\$58,201.60	\$56,017.87	\$58,201.60	\$0.00	\$225.56	

POLICE OFFICER CORPORAL	8/17/2025	12/27/2021	58,196.20	27.9789	F13	\$55,269.27	\$635.60	\$0.00	\$58,196.20	\$55,823.66	\$58,196.20	\$0.00	\$225.56	
POLICE OFFICER CORPORAL	3/1/2026	3/1/2026	58,000.00	27.8800	F13	\$55,269.27	\$635.60	\$0.00	\$58,000.00	\$55,481.14	\$58,000.00	\$0.00	\$0.00	
BUILDING OFFICIAL	3/1/2025	10/30/2023	73,000.00	35.0962	F14	\$58,032.74	\$667.38	\$0.00	\$73,000.00	\$58,922.57	\$73,000.00	\$0.00	\$133.47	
CRIMINAL INVESTIGATOR	2/1/2015	6/30/1999	64,533.66	31.0258	F14	\$58,032.74	\$667.38	\$0.00	\$64,533.66	\$65,651.95	\$65,651.95	\$1,118.29	\$1,350.14	
CRIMINAL INVESTIGATOR	7/7/2013	7/6/2010	64,109.34	30.8218	F14	\$58,032.74	\$667.38	\$0.00	\$64,109.34	\$66,697.51	\$66,697.51	\$2,588.17	\$799.31	
NARCOTIC INVESTIGATOR	6/26/2022	1/4/2020	60,786.00	29.2240	F14	\$58,032.74	\$667.38	\$0.00	\$60,786.00	\$60,711.51	\$60,786.00	\$0.00	\$274.58	
POLICE SERGEANT	2/1/2026	2/1/2026	62,000.00	29.8100	F14	\$58,032.74	\$667.38	\$0.00	\$62,000.00	\$58,032.74	\$62,000.00	\$0.00	\$0.00	
POLICE SERGEANT	7/6/2025	6/20/2011	64,140.62	30.8368	F14	\$58,032.74	\$667.38	\$0.00	\$64,140.62	\$58,690.85	\$64,140.62	\$0.00	\$751.53	
POLICE SERGEANT	6/26/2022	3/28/2022	62,780.19	30.1828	F14	\$58,032.74	\$667.38	\$0.00	\$62,780.19	\$60,711.51	\$62,780.19	\$0.00	\$212.92	
POLICE SERGEANT	6/26/2022	5/7/2007	69,605.35	33.4641	F14	\$58,032.74	\$667.38	\$0.00	\$69,605.35	\$60,711.51	\$69,605.35	\$0.00	\$957.50	
POLICE SERGEANT	12/21/2014	2/22/2010	75,693.28	36.3910	F14	\$58,032.74	\$667.38	\$0.00	\$75,693.28	\$65,726.11	\$75,693.28	\$0.00	\$817.92	
SUPERINTENDENT	6/8/2025	5/20/2013	73,000.00	35.0962	F14	\$58,032.74	\$667.38	\$0.00	\$73,000.00	\$58,742.75	\$73,000.00	\$0.00	\$655.69	
SUPERINTENDENT	6/23/2024	7/26/1995	71,000.00	34.1346	F14	\$58,032.74	\$667.38	\$0.00	\$71,000.00	\$59,382.32	\$71,000.00	\$0.00	\$1,546.53	
SUPERINTENDENT	1/26/1999	5/21/1994	75,838.94	36.4610	F14	\$58,032.74	\$667.38	\$0.00	\$75,838.94	\$76,339.25	\$76,339.25	\$500.31	\$1,605.56	
SUPERINTENDENT	6/8/2025	4/10/1984	71,000.00	34.1346	F14	\$58,032.74	\$667.38	\$0.00	\$71,000.00	\$58,742.75	\$71,000.00	\$0.00	\$2,111.25	
SUPERINTENDENT	6/8/2025	8/23/1999	71,000.00	34.1346	F14	\$58,032.74	\$667.38	\$0.00	\$71,000.00	\$58,742.75	\$71,000.00	\$0.00	\$1,342.78	
SUPERINTENDENT	6/8/2025	10/23/1991	71,000.00	34.1346	F14	\$58,032.74	\$667.38	\$0.00	\$71,000.00	\$58,742.75	\$71,000.00	\$0.00	\$1,734.44	
TOWN PLANNER	3/6/2025	3/6/2025	56,000.00	26.9231	F14	\$58,032.74	\$667.38	\$58,032.74	\$58,032.74	\$58,913.30	\$58,913.30	\$880.57	\$65.97	
TRANSIT MANAGER	11/15/1998	6/22/1992	96,436.83	46.3639	F15	\$60,934.37	\$700.75	\$0.00	\$96,436.83	\$80,294.41	\$96,436.83	\$0.00	\$1,701.25	
POLICE OFFICER LT	1/15/2017	8/9/2007	74,908.29	36.0136	F15	\$60,934.37	\$700.75	\$0.00	\$74,908.29	\$67,564.20	\$74,908.29	\$0.00	\$944.72	
POLICE OFFICER LT	2/26/2017	7/28/2002	74,908.29	36.0136	F15	\$60,934.37	\$700.75	\$0.00	\$74,908.29	\$67,484.40	\$74,908.29	\$0.00	\$1,196.25	
CAPTAIN	1/15/2017	10/25/1998	90,272.96	43.4005	F18	\$70,539.16	\$811.20	\$0.00	\$90,272.96	\$78,214.01	\$90,272.96	\$0.00	\$1,384.17	
DEPUTY DIR FINANCE/TREASURER	10/1/1997	5/20/1991	96,436.83	46.3639	F18	\$70,539.16	\$811.20	\$0.00	\$96,436.83	\$93,861.16	\$96,436.83	\$0.00	\$1,755.69	
DIRECTOR OF HUMAN RESOURCES	7/8/2024	7/8/2024	74,000.00	35.5769	F21	\$81,657.89	\$939.07	\$81,657.89	\$7,657.89	\$81,657.89	\$83,517.76	\$83,517.76	\$1,859.87	\$99.03
DIRECTOR OF EMERGENCY COMMUNICATIONS	10/1/2025	7/25/1999	69,000.00	33.1731	F21	\$81,657.89	\$939.07	\$81,657.89	\$12,657.89	\$81,657.89	\$82,362.19	\$82,362.19	\$704.30	\$1,346.67
DIR OF RECREATION	8/16/2021	8/19/2021	78,692.00	37.8327	F21	\$81,657.89	\$939.07	\$81,657.89	\$2,965.89	\$81,657.89	\$86,235.84	\$86,235.84	\$4,577.95	\$243.33
DIRECTOR COMMUNITY DEVELOPMENT	12/11/2023	5/17/2004	84,000.00	40.3846	F21	\$81,657.89	\$939.07	\$0.00	\$84,000.00	\$84,057.72	\$84,057.72	\$57.72	\$1,106.11	
CHIEF OF POLICE	10/27/2016	4/1/1988	120,000.00	57.6923	F22	\$85,740.78	\$986.02	\$0.00	\$120,000.00	\$95,283.26	\$120,000.00	\$0.00	\$1,912.50	
DIRECTOR PUBLIC WORKS	6/1/2025	6/1/2025	119,000.00	57.2115	F22	\$85,740.78	\$986.02	\$0.00	\$119,000.00	\$86,808.97	\$119,000.00	\$0.00	\$54.17	
FIRE CHIEF	9/12/2022	9/12/2022	84,000.00	40.3846	F22	\$85,740.78	\$986.02	\$85,740.78	\$1,740.78	\$85,740.78	\$89,490.40	\$89,490.40	\$3,749.61	\$190.14
DEPUTY TOWN MANAGER/DIRECTOR OF FINANCI	4/25/2022	4/25/2022	131,000.00	62.9808	F24	\$94,529.22	\$1,087.09	\$0.00	\$131,000.00	\$99,076.86	\$131,000.00	\$0.00	\$209.17	

**41,661**

7,258,574.12

**\$88,654.22**

30.00

VRS

VLDP

WORKERS CC

FICA

FRING TOTAL

TOTAL

\$8,395.55

\$656.04

\$2,039.05

\$6,782.05

\$17,872.69

\$106,526.91

**1.22%**

\$2,955.14

VRS

VLDP

WORKERS COMP

FICA

FRING TOTAL

TOTAL

\$6,289.34

\$491.46

\$1,527.51

\$5,080.61

\$13,388.91

\$79,802.18

1475.850367

\$234,229.43

\$47,220.65

\$281,450.08



# Town of Farmville

## Agenda Item Summary

**MEETING DATE:** February 4, 2026

**ITEM NUMBER:** 6.a. – Report by Deputy Town Manager/Finance Director

---

**BACKGROUND:**

**RECOMMENDATION:**

**FISCAL IMPACT:**

**ATTACHMENTS:**

1. Salary Report - December 2025
2. Revenue Report - December 2025
3. Expense - All Funds CY Vs Budget - December 2025
4. Expense - All Funds CY Vs PY - December 2025
5. Expense - Dept CY Vs Budget - December 2025
6. Expense - Dept CY Vs PY - December 2025
7. Revenue - All Funds CY Vs PY - December 2025
8. Revenue - All Funds CY Vs Budget - December 2025
9. Revenue - GF CY Vs Budget - December 2025
10. Revenue - GF CY Vs PY - December 2025

## December 2025 Salary Report

Below are the departments with explanations that are over their 6 Month Actual to Budget.

This percentage should be at 100% or below.

		<u>Actual/Budget</u>	<u>\$ Overage</u>	
10-312	Salaries-Overtime-Police	220.00%	49,014	Shift Coverage & Special Events Coverage.
10-710	Summer Camp	124.00%	2,918	Camp Counselors paid in July 2025

<b>FY26 INFORMATION</b>	<b><u>Total All Funds</u></b>	
	Expended YTD	3,975,398
	6 Mo Budget Amt	<u>4,395,092</u>
		(419,694)
Expended through December for Salaries is <b>\$419,694 less</b> than our 6 Month Budget Amount.		

<b>FY25 INFORMATION (PRIOR YEAR)</b>	<b><u>Total All Funds</u></b>	
	Expended YTD	3,825,191
	6 Mo Budget Amt	<u>4,123,965</u>
		(298,774)
Expended through December for Salaries is <b>\$298,774 less</b> than our 6 Month Budget Amount.		

**TOWN OF FARMVILLE  
REVENUE REPORT  
AS OF DECEMBER 30, 2025**

<b>Account Id</b>	<b>Description</b>	<b>Current Revenue</b>	<b>YTD Revenue</b>	<b>Anticipated</b>	<b>% Realized</b>
10-1101-0001	CURRENT REAL PROP TAXES	1,098,673	1,667,146	1,770,000	94.1900
10-1102-0001	CURRENT PUBLIC SERVICE CORP TA	110,938	111,538	62,590	178.2000
10-1103-0001	CURRENT PERSONAL PROPERTY TAX	140,133	220,652	273,030	80.8200
10-1106-0001	PENALTIES-TAXES	4,003	4,410	1,500	294.0100
10-1106-0002	INTEREST-TAXES	80	458	1,500	30.5200
10-1106-0003	PENALTY-PP TAX	459	436	500	87.2300
10-1106-0004	INTEREST-PP TAX	420	420	150	280.2600
10-1107-0001	DELIQUENT TAXES	1,138	5,197	5,000	103.9400
10-1200-0001	CONSUMPTION TAX	-	11,238	27,000	41.6200
10-1201-0001	SALES TAX	-	171,884	455,000	37.7800
10-1202-0001	UTILITY TAX	-	152,270	360,000	42.3000
10-1203-0001	BUSINESS LICENSE TAX	277	26,553	1,620,000	1.6400
10-1203-0099	PENALTY-BUSINESS LICENSES	-	631	5,000	12.6200
10-1204-0001	BANK FRANCHISE TAXES	-	-	235,000	0.0000
10-1204-0004	RIGHT OF WAY ACCESS FEE	-	8,152	16,000	50.9500
10-1205-0001	MOTOR VEHICLE LICENSES	-	(1,195)	87,000	-1.3700
10-1206-0001	COMMUNICATION SALES & USE TAX	-	112,793	360,000	31.3300
10-1210-0001	LODGING TAX	86,332	513,429	800,000	64.1800
10-1211-0001	FOOD TAX	348,078	1,985,369	3,800,000	52.2500
10-1211-0099	PENALTY/INT-FOOD/LODGING TAX	267	4,137	2,000	206.8700
10-1220-0001	SANITATION FEE	35,696	200,012	390,000	51.2900
10-1301-0001	FERN BEAUTIFICATION PROJECT	1,000	2,000	2,900	68.9700
10-1302-0002	BRANCH OUT TREE PROGRAM	100	1,350	5,000	27.0000
10-1302-0003	VFIC GRANT	-	-	15,000	0.0000
10-1303-0005	VARIANCE FEE	-	-	250	0.0000
10-1303-0006	CONDITIONAL-USE-PERMITS	-	500	500	100.0000
10-1303-0007	ZONING & RE-ZONING FEES	100	1,650	1,000	165.0000
10-1303-0008	BUILDING PERMITS	1,614	59,288	32,000	185.2700
10-1303-0009	SURVEYOR-SITE INSPEC-E&S,RENTAL EQUIP	-	100	200	50.0000

**TOWN OF FARMVILLE  
REVENUE REPORT  
AS OF DECEMBER 30, 2025**

Account Id	Description	Current Revenue	YTD Revenue	Anticipated	% Realized
10-1303-0010	PARTY BIKE PERMIT	-	-	365	0.0000
10-1303-0020	STATE SURCHRG-BLDG PERMIT FEE	35	1,191	500	238.1300
10-1303-0031	FITNESS PROGRAM REVENUE	-	-	200	0.0000
10-1303-0032	KARATE PROGRAM REVENUE	40	840	1,000	84.0000
10-1303-0033	PICKLEBALL PROGRAM REVENUE	-	254	500	50.8000
10-1303-0071	FOOTBALL PROGRAM REVENUE	305	10,471	21,250	49.2800
10-1303-0072	SOFTBALL PROGRAM REVENUE	-	-	1,500	0.0000
10-1303-0073	SUMMER CAMP REVENUE	-	420	15,000	2.8000
10-1303-0077	SPONSORSHIP-JINGLE BELL RUN	-	-	500	0.0000
10-1303-0078	REGISTRATION FEE-JINGLE BELL R	-	-	1,000	0.0000
10-1303-0079	REVENUE-ADULT BASKETBALL LEAGU	-	-	1,000	0.0000
10-1303-0081	ADULT VOLLEYBALL REVENUE	-	-	1,000	0.0000
10-1303-0099	NEW REC PROGRAMS/GRANTS	-	-	1,000	0.0000
10-1305-0001	REINSPECTION-BLDG. PERMITS	-	60	-	0
10-1307-0001	PLAN REVIEW-BLDG INSPECTOR	-	793	500	158.6000
10-1307-0002	CERTIFICATE OF OCCUPANCY-BLDG	-	-	100	0.0000
10-1308-0001	FINGERPRINT FEE	-	-	20	0.0000
10-1309-0001	SURVEYOR-PLAN REVIEW	-	-	500	0.0000
10-1311-0001	BURN PERMIT	-	-	400	0.0000
10-1401-0001	COURT FINES & COSTS	-	42,793	90,000	47.5500
10-1401-0002	PARKING FINES	550	8,663	25,000	34.6500
10-1401-0003	Parking Fines-Payments	-	(180)	(9,000)	2.0000
10-1401-0004	LIENS ON REAL ESTATE	19	179	500	35.7300
10-1402-0003	E-CITATION	-	3,792	5,000	75.8500
10-1501-0001	INTEREST-REPO	6,581	34,007	110,000	30.9200
10-1501-0002	INT-BENCHMARK-ARPA-COVID-RESTRICTED	-	1,893	30,000	6.3100
10-1501-0003	INTEREST-MEDICAL COMPENSATION	27	277	3,000	9.2200
10-1501-0004	INTEREST-ACCOUNTS RECEIVABLE	0	47	100	47.2600
10-1501-0006	INTEREST-MM-BENCHMARK-E911	12	61	50	121.4600

**TOWN OF FARMVILLE  
REVENUE REPORT  
AS OF DECEMBER 30, 2025**

<b>Account Id</b>	<b>Description</b>	<b>Current Revenue</b>	<b>YTD Revenue</b>	<b>Anticipated</b>	<b>% Realized</b>
10-1501-0013	INTEREST-SET ASIDE ACCOUNT	8,216	60,291	150,000	40.1900
10-1501-0015	INTEREST-E911 RESERVE	1,163	7,399	7,239	102.2100
10-1501-0016	INTEREST-GO BOND REINVESTED	-	-	375,000	0.0000
10-1501-0021	INT-CK ACCT-BENCHMARK-E-CITATION	4	26	40	64.3300
10-1501-0072	INT-CHECKING-BENCHMARK	11,409	87,680	100,000	87.6800
10-1502-0001	RENT-BURN BUILDING	-	-	500	0.0000
10-1502-0002	RENT-WILCK LAKE	-	1,400	2,500	56.0000
10-1502-0005	SALE OF FIXED ASSETS	8,199	57,269	19,500	293.6900
10-1502-0006	SALE OF MATERIAL	-	7,454	1,500	496.9100
10-1502-0008	SALE OF COPIES	65	338	500	67.6000
10-1502-0009	CEMETERY LOTS	-	4,800	17,000	28.2400
10-1502-0010	SALE OF POSTAGE	-	9	25	34.6400
10-1502-0011	SALE OF ROLL OUT CARTS	200	300	1,000	30.0000
10-1502-0012	RENT-TRAIN STATION	1,400	6,550	14,000	46.7900
10-1502-0013	RENT-PARKING-VENABLE ST	480	1,440	2,700	53.3300
10-1502-0014	RENT-TOWN PKG-NORTH ST	-	300	300	100.0000
10-1502-0018	LEASE-SOUTH ST CONF-FIRE PROG	-	5,118	15,353	33.3300
10-1502-0020	RENT-RIVERFRONT PARK	-	-	250	0.0000
10-1502-0021	FARMER'S MARKET REVENUE	165	3,700	7,720	47.9300
10-1502-0022	FARMER'S MARKET SPONSORSHIP	-	-	7,280	0.0000
10-1502-0024	RENT-SPORTS ARENA	3,900	7,800	15,500	50.3200
10-1502-0025	RENT-PROB/PAROLE BLDG	8,169	24,506	47,650	51.4300
10-1502-0026	RENT-BALL FIELD-SPORTS ARENA	-	-	1,000	0.0000
10-1503-0001	EXCESS SALE-TACS	-	1,730	-	0
10-1607-0003	PARKING METERS REVENUE	3,745	36,071	50,000	72.1400
10-1610-0001	RENTAL PARKING SPACES	850	2,850	8,700	32.7600
10-1620-0001	RESIDENTAL PARKING	40	681	2,000	34.0500
10-1620-0002	LONGWOOD STREETS	-	-	35,000	0.0000
10-1620-0099	PENALTY-SANITATION FEE	505	3,061	5,100	60.0300

**TOWN OF FARMVILLE  
REVENUE REPORT  
AS OF DECEMBER 30, 2025**

Account Id	Description	Current Revenue	YTD Revenue	Anticipated	% Realized
10-1630-0001	CIGARETTE TAX	11,250	63,750	200,000	31.8800
10-1899-0002	SALE OF SERVICE-ADMIN	-	-	1,000	0.0000
10-1899-0004	MISC REVENUE	-	299	100	298.9700
10-1899-0005	SALE OF SERVICE-PUBLIC WORKS	-	2,424	5,000	48.4800
10-1899-0006	SALE OF SERVICE-GRAVE OPENINGS	-	8,300	22,000	37.7300
10-1899-0007	SALE OF SERVICE-DUMP TK	-	-	500	0.0000
10-1899-0010	SERVICE CHARGE-BAD CHECKS-A/R	-	-	100	0.0000
10-1899-0014	SALE OF SER-DISPATCH-HAMPDEN S	-	-	6,000	0.0000
10-1899-0015	SALE OF SERVICE-BAD CHECKS-TAXES	224	224	-	0
10-1899-0017	SALE OF SER-FALSE BURG ALARM	-	1,270	2,000	63.5000
10-1899-0033	SALE OF SERVICE-POLICE	-	-	1,000	0.0000
10-1899-0035	SALE OF SERVICE-LIBRARY MAINTEN	-	-	600	0.0000
10-1899-0097	DONATIONS-FOURTH OF JULY CELEBRATION	-	-	20,000	0.0000
10-1901-0003	ADMINISTRATIVE SERV-FUND 15	-	-	10,000	0.0000
10-1901-0004	REIMB-FUND 10-ADMIN SERV	65,310	391,860	838,146	46.7500
10-1901-0005	RECOVERY-JURY DUTY FEES	56	666	501	133.1000
10-1901-0010	RECOVERY-VML INS-DAMAGE VEHICLES/PROP	12,172	34,353	50,000	68.7100
10-1902-0001	DAMAGE TO TOWN PROPERTY	-	1,602	5,000	32.0400
10-1903-0001	REFUNDS - CO-OPS	313	313	500	62.6900
10-2201-0003	ROLLING STOCK TAXES	-	117	100	117.3400
10-2201-0005	MOBILE HOME TITLING TAX	-	885	1,000	88.5000
10-2201-0006	CAR RENTAL TAX	-	25,716	75,000	34.2900
10-2201-0009	GRANT-RECREATION DEPT	-	-	12,000	0.0000
10-2401-0029	GRANT-DISPATCH-VDEM	-	733	4,000	18.3400
10-2401-0030	GRANT-VA911-HANDLING EQ	83,683	83,683	-	0
10-2401-0031	VDEM-GIS & DATA	720	3,720	13,000	28.6200
10-2401-0033	GRANT-NG911-ADDITIONAL FUNDING	-	11,816	150,000	7.8800
10-2401-0034	VDEM CONSOLIDATION GRANT-DISPATCH	-	49,616	100,000	49.6200
10-2401-0035	VDEM-GIS & DATA-REIMB PE CO PORTION	(720)	(720)	-	0

**TOWN OF FARMVILLE  
REVENUE REPORT  
AS OF DECEMBER 30, 2025**

Account Id	Description	Current Revenue	YTD Revenue	Anticipated	% Realized
10-2402-0001	WIRELESS	-	54,677	117,000	46.7300
10-2404-0007	LITTER & RECYCLING GRANT	5,400	5,400	2,500	215.9900
10-2404-0010	AID TO LAW ENFORCEMENT	-	111,192	220,000	50.5400
10-2404-0011	FIRE ALLOCATION	-	41,826	-	0
10-2404-0012	GRANT-VFIRS HARDWARE GRANT-VA DEPT FIRE	-	700	700	100.0000
10-2404-0027	GRANT-VDFP-PPE GRANT-FIRE	-	-	45,231	0.0000
10-2404-0032	GRANT-VML-SAFETY	-	-	4,200	0.0000
10-2404-0062	VIRGINIA STATE POLICE - HEAT GRANT	-	-	10,000	0.0000
10-2405-0004	MARKETING/TOURISM LOCAL REVENU	-	139	2,000	6.9500
10-2501-0022	GRANT-VDEM-SHSP-SURVEILLANCE EQUIP	-	109,381	-	0
10-2501-0023	GRANT-WELLNESS-FIRST RESPONDERS	6,598	6,598	6,729	98.0500
10-2501-0024	GRANT-VDFP-BURN BLDG GRANT PROJECT	-	-	25,000	0.0000
10-2504-0019	GRANT-DMV-ALCOHOL-25	1,133	1,133	18,800	6.0300
10-2504-0020	GRANT-BULLETPROOF VEST-FED	6,605	6,605	3,700	178.5100
10-2504-0027	GRANT-DMV-SPEED-25	-	-	18,800	0.0000
10-2511-0001	GRANT-OPERATION CEASE FIRE (POLICE)	-	-	15,000	0.0000
10-4104-0008	FROM FIDA-BOND PYMT-2012 ISSUE	-	2,224	36,553	6.0800
10-4104-0015	FM LIBRARY-APPROP LEASE RENT	-	180,000	180,000	100.0000
10-4104-0016	FM CKING-MEDICAL COMPENSATION BENEFIT	-	-	98,000	0.0000
10-4104-0018	FM SETASIDE ACCT-BONDS	-	-	1,072,113	0.0000
10-4104-0022	LEASE PROCEEDS	46,464	303,550	956,000	31.7500
10-4104-0025	FM SETASIDE ACCT-CIP PROJECTS	-	-	575,000	0.0000
10-4104-0027	FM SETASIDE ACCT-ABM PROJECT - BOA	-	-	117,822	0.0000
10-4104-0029	GO BOND ISSUANCE	-	-	16,000,000	0.0000
10-4107-0004	FM-PE CO-INSTANT ALERT	-	3,240	2,000	162.0000
10-4107-0006	FM-LONGWOOD-DISPATCH SERV	-	350,000	350,000	100.0000
10-4107-0007	FM-PRINCE EDARD'S-DISPATCH SERV	-	-	404,266	0.0000
10-4113-0003	FROM-911 RESERVE	-	-	327,228	0.0000
10-4113-0004	FROM FARMVILLE FIRE DEPT-PAYME	35,000	35,000	35,000	100.0000

**TOWN OF FARMVILLE  
REVENUE REPORT  
AS OF DECEMBER 30, 2025**

Account Id	Description	Current Revenue	YTD Revenue	Anticipated	% Realized
<b>TOTAL GENERAL FUND (FUND 10)</b>		<b>2,159,592</b>	<b>7,579,042</b>	<b>33,677,650</b>	<b>22.50%</b>
15-2404-0007	HIGHWAY FUNDS	589,456	1,178,911	2,285,000	51.5900
15-4100-0050	USE OF PY FUND BALANCE	-	-	347,923	0.0000
<b>TOTAL HIGHWAY MAINTENANCE FUND (FUND 15)</b>		<b>589,456</b>	<b>1,178,911</b>	<b>2,632,923</b>	<b>44.78%</b>
40-1501-0001	Interest - Unrestricted	2,802	18,964	40,000	47.4100
40-1501-0002	Interest - RESTRICTED	-	3,907	40,000	9.7700
40-1501-0004	INTEREST-ACCOUNTS RECEIVABLE	-	245	2	12,251.0000
40-1502-0005	SALE OF FIXED ASSETS	-	100	-	0
40-1502-0006	SALE OF MATERIAL	1,175	1,175	-	0
40-1502-0007	LEASE-JACKSON HTS WATER TANK	3,485	15,333	27,848	55.0600
40-1502-0009	LEASE-ANDREWS DR WATER TANK	3,610	20,172	40,468	49.8500
40-1620-0001	WATER SERVICE	149,734	1,048,696	1,882,000	55.7200
40-1620-0002	WATER TAPS	8,743	60,074	30,000	200.2500
40-1620-0003	SURCHARGE-MULTIPLE METERS	7,766	46,548	93,000	50.0500
40-1620-0004	SALE OF WATER	511	8,010	10,000	80.1000
40-1620-0005	LEAD/COPPER SURVEY CREDIT	(20)	(1,760)	-	0
40-1620-0010	METER CREDIT ONE TIME	-	-	18,000	0.0000
40-1620-0099	PENALTY-WATER SERVICE	1,249	8,277	18,000	45.9800
40-1899-0010	SERVICE CHARGES	1,380	8,020	10,000	80.2000
40-1899-0011	SERVICE CRG-BAD CHECK	50	650	750	86.6700
40-1899-0012	SALE OF SERVICE-TESTING	1,000	10,000	10,000	100.0000
40-4100-0050	USE OF PY FUND BALANCE	-	-	409,022	0.0000
40-4102-0001	FM PE CO-APPOMATTOX RIVER-USGS	-	-	8,930	0.0000
40-4104-0025	FM SETASIDE ACCT - CIP AND DEBT	-	-	547,320	0.0000
<b>TOTAL WATER FUND (FUND 40)</b>		<b>181,485</b>	<b>1,248,412</b>	<b>3,185,340</b>	<b>39.19%</b>
42-1501-0001	Interest - Unrestricted	10,350	72,144	25,000	288.5800
42-1501-0004	INTEREST-ACCOUNTS RECEIVABLE	-	257	-	0
42-1502-0005	SALE OF FIXED ASSETS	-	-	-	0
42-1502-0006	SALE OF MATERIAL	-	7,600	-	0

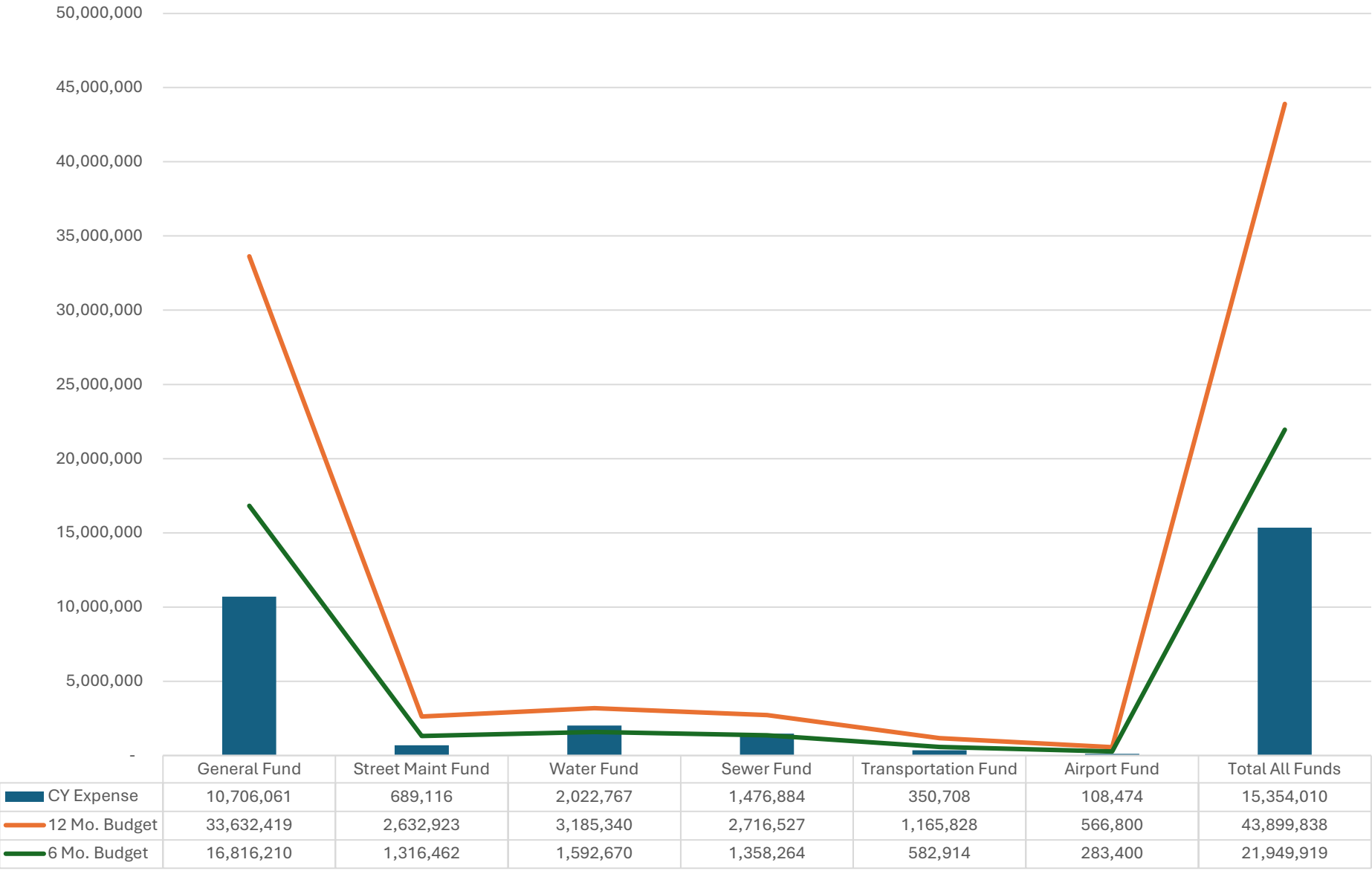
**TOWN OF FARMVILLE  
REVENUE REPORT  
AS OF DECEMBER 30, 2025**

<b>Account Id</b>	<b>Description</b>	<b>Current Revenue</b>	<b>YTD Revenue</b>	<b>Anticipated</b>	<b>% Realized</b>
42-1620-0099	PENALTY-SEWER SERVICE	1,420	9,505	17,500	54.3100
42-1630-0001	SEWER SERVICE	180,656	1,237,954	2,258,400	54.8200
42-1630-0002	SEWER TAPS	8,000	32,000	28,800	111.1100
42-1899-0005	SALE OF SERVICE-PUBLIC WORKS	-	170	400	42.5600
42-1899-0012	SALE OF SERVICE-LEACHATE-CUMBERLAND	-	12,402	25,000	49.6100
42-1899-0013	SALE OF SERVICE-SEWER TREAT	1,200	7,800	10,000	78.0000
42-1901-0010	RECOVERY-VML INS	-	12,500	-	0
42-2404-0005	VML SAFETY GRANT	-	-	2,000	0.0000
42-4100-0050	USE OF PY FUND BALANCE	-	-	349,427	0.0000
<b>TOTAL SEWER FUND (FUND 42)</b>		<b>201,625</b>	<b>1,392,333</b>	<b>2,716,527</b>	<b>51.25%</b>
44-1520-0001	PASSENGER FARES	666	5,030	8,800	57.1500
44-1521-0002	CONTRIBUTION-LONGWOOD [1500]	89,400	178,800	178,800	100.0000
44-1521-0003	CONTRIBUTION-P E COUNTY	-	12,500	25,000	50.0000
44-1901-0010	RECOVERY-VML INS-VEHICLE DAMAGE	-	-	10,000	0.0000
44-1902-0001	DAMAGE TO TOWN PROPERTY	-	850	-	0
44-2403-0001	MISC GRANTS	-	-	10,000	0.0000
44-2410-0003	STATE FORMULA GRANT	-	196,085	215,000	91.2000
44-2410-0006	STATE GRANT-BUSES/VANS	-	-	26,723	0.0000
44-2411-0007	STATE GRANT-3 BUS SHELTERS	-	-	124,164	0.0000
44-2510-0001	GRANT-STATE PASS THRU-FED	-	516	400,000	0.1300
44-2510-0006	FED GRANT-BUS/VANS	-	-	133,614	0.0000
44-2512-0001	RTAP REVENUE	-	396	-	0
44-4100-0050	USE OF PY FUND BALANCE	-	-	33,727	0.0000
<b>TOTAL TRANSPORTATION FUND (FUND 44)</b>		<b>90,066</b>	<b>394,175</b>	<b>1,165,828</b>	<b>33.81%</b>
45-1501-0001	INT-CK ACCT-BENCHMARK	44	256	400	63.9700
45-1502-0001	RENT-HANGER SPACE	-	-	6,660	0.0000
45-1502-0002	AIRPORT MAINTENANCE FEE	-	-	2,040	0.0000
45-1690-0001	SALE OF AV GAS	-	34,913	44,000	79.3500
45-1691-0001	SALE OF JET FUEL	2,211	28,519	51,000	55.9200

**TOWN OF FARMVILLE  
REVENUE REPORT  
AS OF DECEMBER 30, 2025**

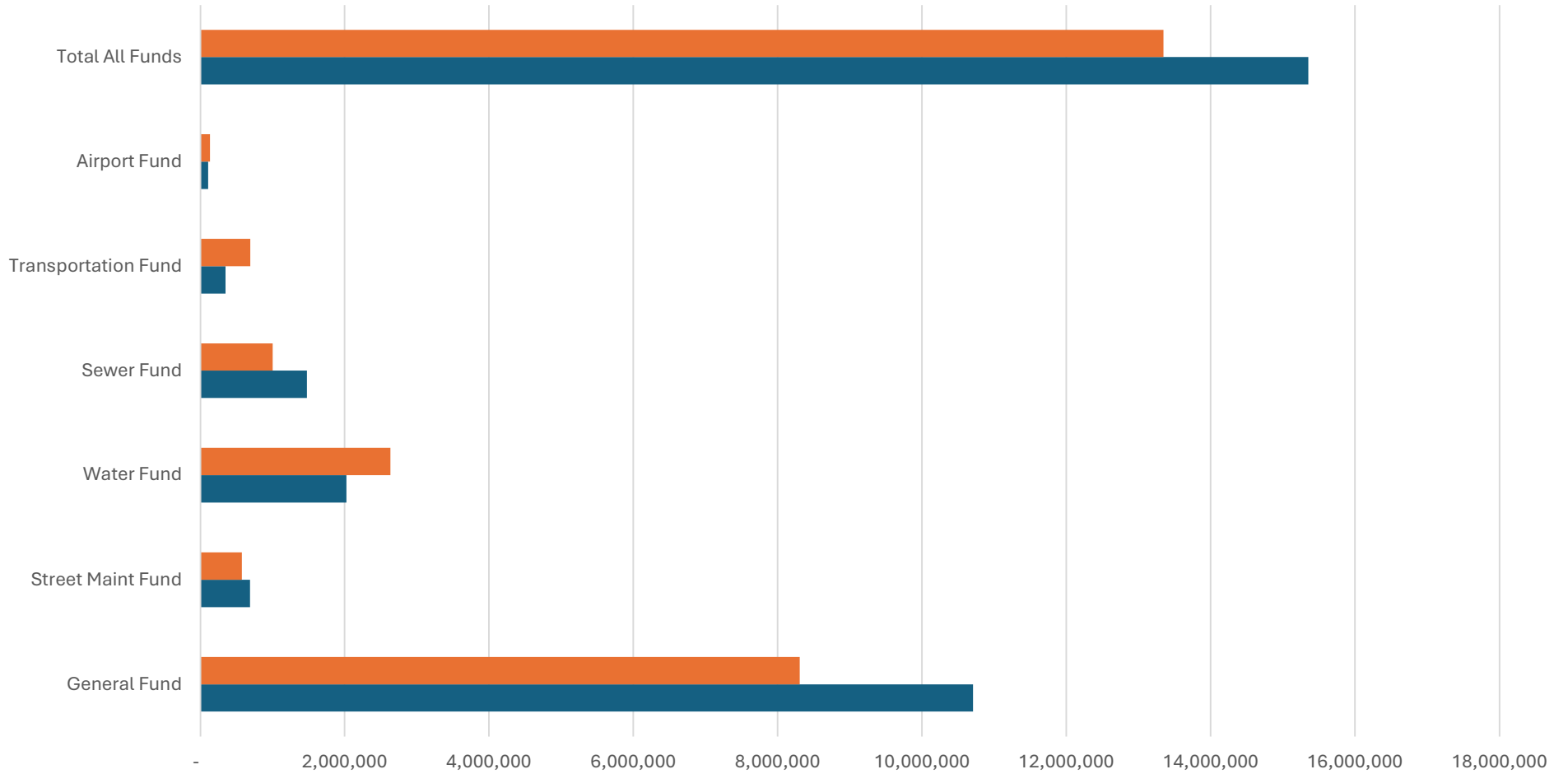
<b>Account Id</b>	<b>Description</b>	<b>Current Revenue</b>	<b>YTD Revenue</b>	<b>Anticipated</b>	<b>% Realized</b>
45-1899-0001	DONATIONS-PRINCE ED COUNTY	-	3,800	7,600	50.0000
45-2401-0008	STATE GRANT-AWOS MAINT	-	2,280	3,600	63.3300
45-2401-0013	STATE GRANT-MAINTENANCE	-	1,352	31,500	4.2900
45-2401-0014	STATE GRANT-WEED KILL	-	-	1,000	0.0000
45-2402-0001	GRANT-STATE-PAPI DESIGN PHASE	-	-	7,440	0.0000
45-2403-0001	MISC GRANTS	-	-	50,000	0.0000
45-2502-0001	GRANT-FED-PAPI DESIGN PHASE	12,215	12,215	176,700	6.9100
45-4100-0050	USE OF PY FUND BALANCE	-	-	184,860	0.0000
<b>TOTAL AIRPORT FUND (FUND 45)</b>		<b>14,469</b>	<b>83,336</b>	<b>566,800</b>	<b>14.70%</b>
70-1501-0001	INTEREST	2	11	-	0
70-2405-0001	STATE FORFEITURES UNDER \$500	179	276	-	0
<b>TOTAL NARCOTICS FUND (FUND 70)</b>		<b>181</b>	<b>287</b>	<b>-</b>	<b>0</b>
<b>Final Totals</b>		<b>3,236,873</b>	<b>11,876,497</b>	<b>43,945,069</b>	<b>27.03%</b>

### December 2025 YTD Expenses Vs. Budgeted - by Fund



■ CY Expense   
 — 12 Mo. Budget   
 — 6 Mo. Budget

### Fund Total Expenses Current Year Vs. Prior Year - December 2025



	General Fund	Street Maint Fund	Water Fund	Sewer Fund	Transportation Fund	Airport Fund	Total All Funds
■ PY Expenses	8,306,158	575,587	2,634,637	1,003,664	691,738	133,419	13,345,203
■ CY Expense	10,706,061	689,116	2,022,767	1,476,884	350,708	108,474	15,354,010

■ PY Expenses ■ CY Expense

**Notes on comparisons:**

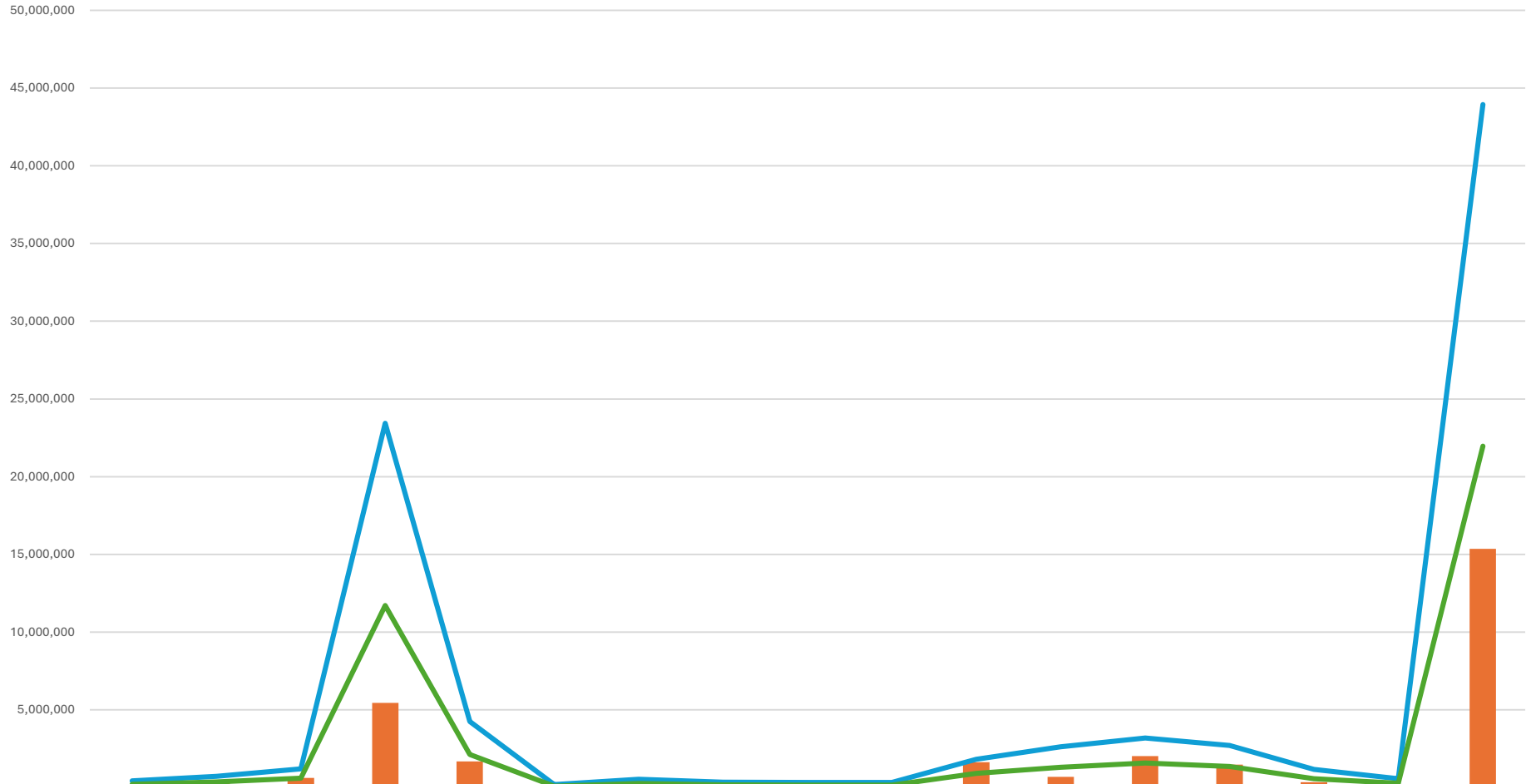
**General Fund:** Please see the Expense Department Breakdown chart for additional details on variances within the General Fund.

**Sewer Fund:** The increase in expenses in FY26 is primarily attributable to the one-time purchase of a capital asset, UV Treatment equipment.

**Transportation Fund:** The higher expenses in FY 2025 reflect the purchase of buses that were received and paid for during that period. No bus purchases have been made in FY 2026.

**Airport Fund:** In FY 2025, a tractor was purchased for the Airport Fund. No comparable purchases were made in FY 2026.

### December 2025 - YTD Expenses Vs. 12 Month Budget and 6 Month Budget



	Leg. Dept	Town Manager	Finance	Public Safety	Public Works	Library	Comm. Dev	Rec. Dept.	Eco Dev Incent	Info. Tech	Non-Depart.	Street Maint	Water Fund	Sewer Fund	Trans. Fund	Airport Fund	Total All Funds
<span style="color: orange;">■</span> FY26 Expense	177,852	314,267	621,282	5,451,567	1,679,295	188,928	207,815	178,331	44,157	198,361	1,644,206	689,116	2,022,767	1,476,884	350,708	108,474	15,354,010
<span style="color: blue;">—</span> 12 Mo. Budget	436,411	729,392	1,213,943	23,439,791	4,257,611	201,724	534,724	357,354	338,429	337,744	1,830,528	2,632,923	3,185,340	2,716,527	1,165,828	566,800	43,945,069
<span style="color: green;">—</span> 6 Mo. Budget	218,206	364,696	606,972	11,719,896	2,128,806	100,862	267,362	178,677	169,215	168,872	915,264	1,316,462	1,592,670	1,358,264	582,914	283,400	21,972,535

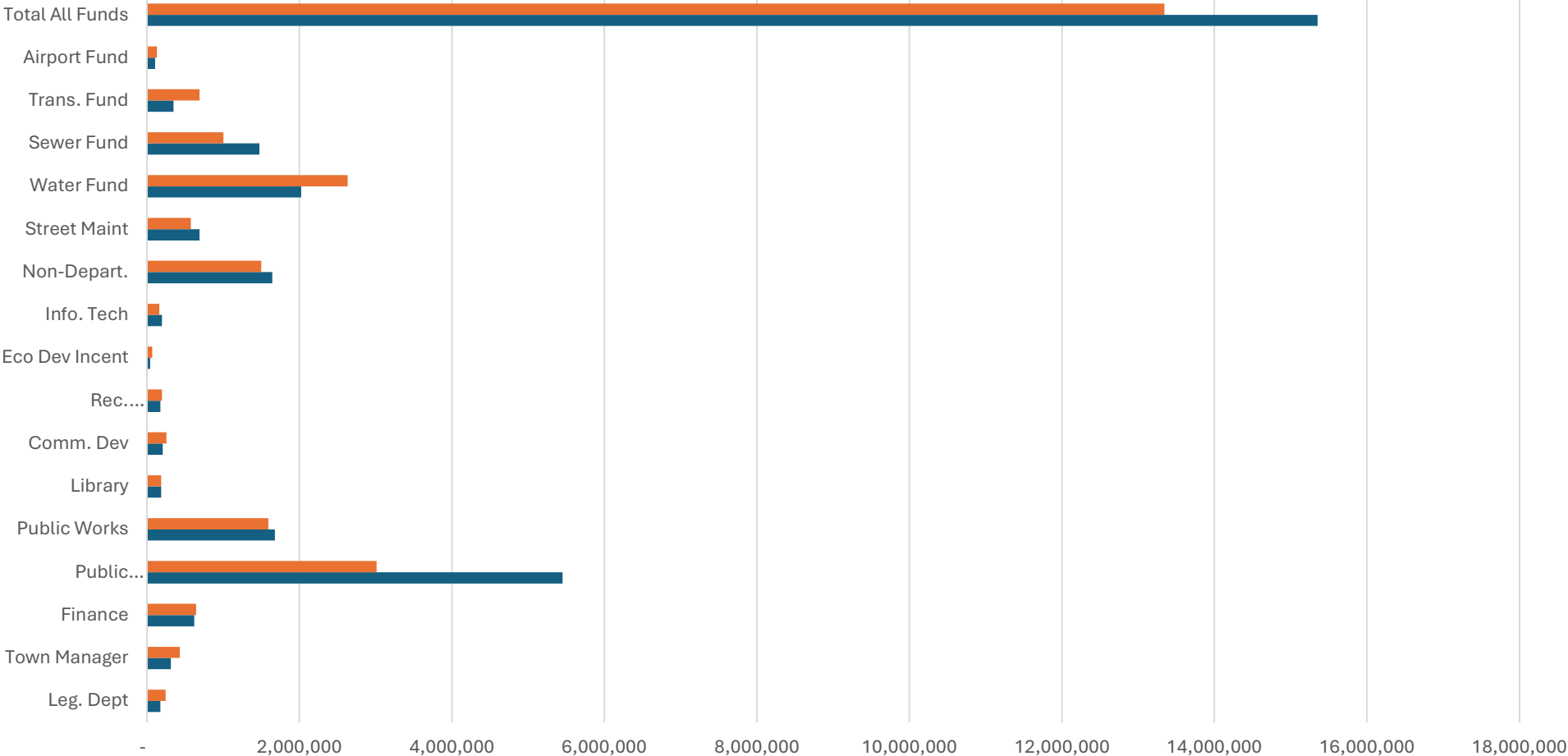
■ FY26 Expense    — 12 Mo. Budget    — 6 Mo. Budget

**Current Year Vs. Budget Notes:**

**Library:** The Library appropriation was paid in July 2025; the budget assumes this is paid evenly each month.

**Non-Departmental:** The October bond payment was made in September 2025; the budget assumes this is paid evenly each month.

### Current Year Expenses Vs. Prior Year Expenses - December 2025



	Leg. Dept	Town Manager	Finance	Public Safety	Public Works	Library	Comm. Dev	Rec. Dept.	Eco Dev Incent	Info. Tech	Non-Depart.	Street Maint	Water Fund	Sewer Fund	Trans. Fund	Airport Fund	Total All Funds
FY25 Expense	246,821	430,625	645,737	3,011,623	1,594,100	188,959	256,905	196,668	71,409	163,379	1,499,932	575,587	2,634,637	1,003,664	691,738	133,419	13,345,203
FY26 Expense	177,852	314,267	621,282	5,451,567	1,679,295	188,928	207,815	178,331	44,157	198,361	1,644,206	689,116	2,022,767	1,476,884	350,708	108,474	15,354,010

■ FY25 Expense   
 ■ FY26 Expense

**Current Year Vs. Prior Year Notes:**

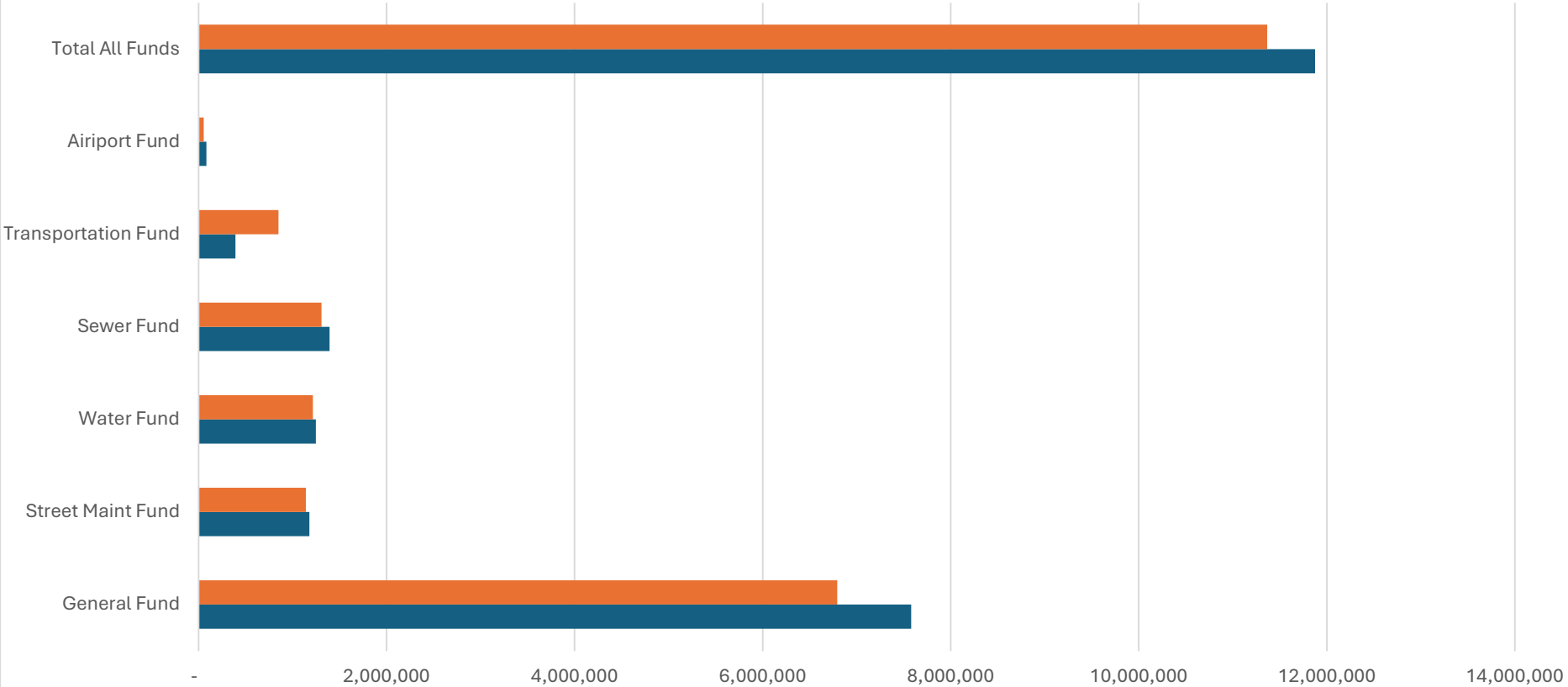
**Public Safety:** Purchase of new ladder truck paid for in December 2025.

**Sewer Fund:** The increase in expenses in FY26 is primarily attributable to the one-time purchase of a capital asset, UV Treatment equipment.

**Transportation Fund:** The higher expenses in July 2024 reflect the purchase of buses that were received and paid for during that period. No bus purchases have been made in FY 2026.

**Airport Fund:** In July 2024, a tractor was purchased for the Airport Fund. No comparable purchases were made in FY 2026.

### CURRENT DECEMBER 2025 COMPARED TO PRIOR DECEMBER 2024 YTD REVENUE

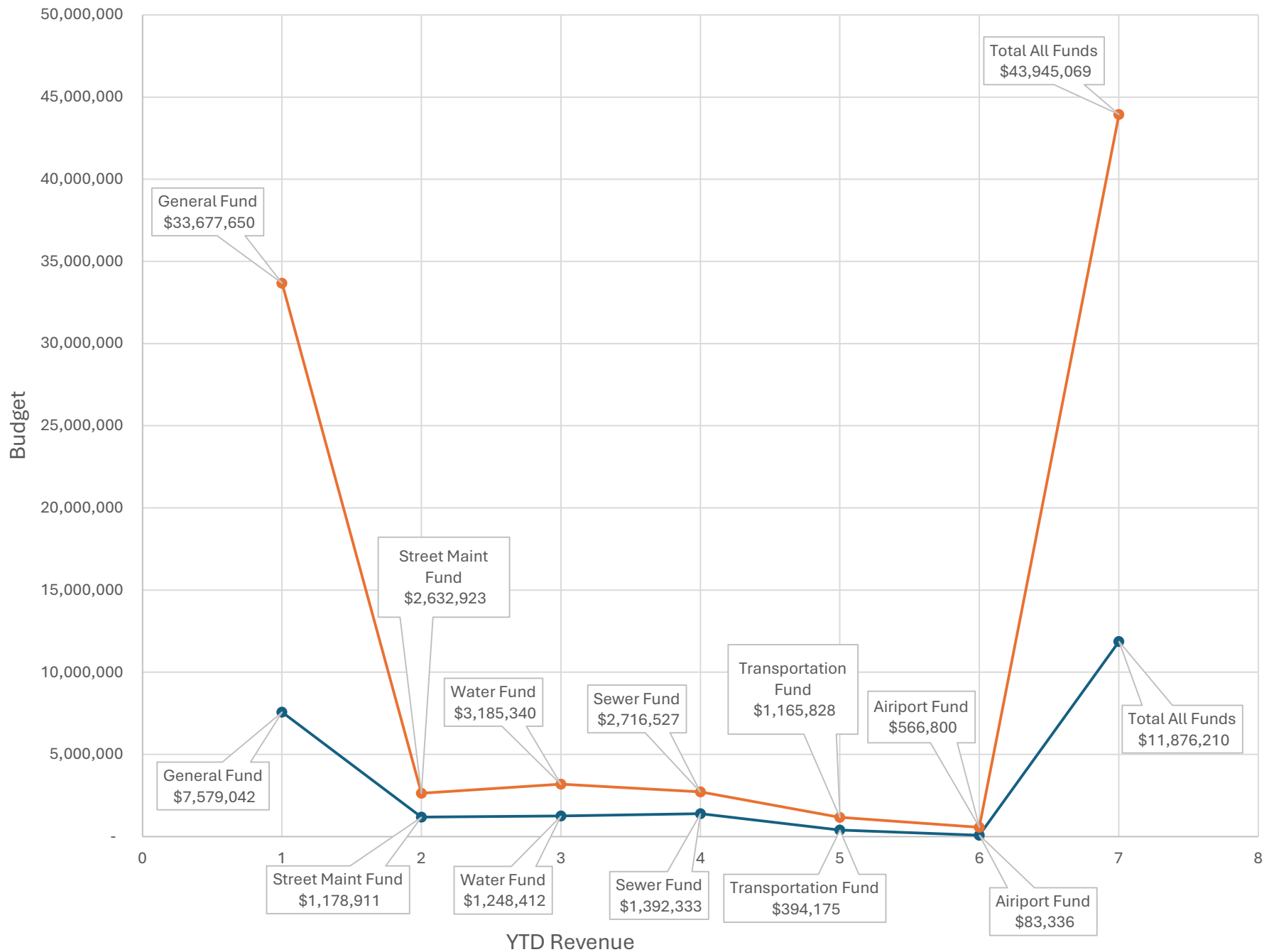


	General Fund	Street Maint Fund	Water Fund	Sewer Fund	Transportation Fund	Airiport Fund	Total All Funds
<span style="color: orange;">■</span> PY YTD REVENUE	6,792,090	1,142,231	1,217,788	1,307,404	851,680	54,995	11,366,187
<span style="color: darkblue;">■</span> YTD REVENUE	7,579,042	1,178,911	1,248,412	1,392,333	394,175	83,336	11,876,210

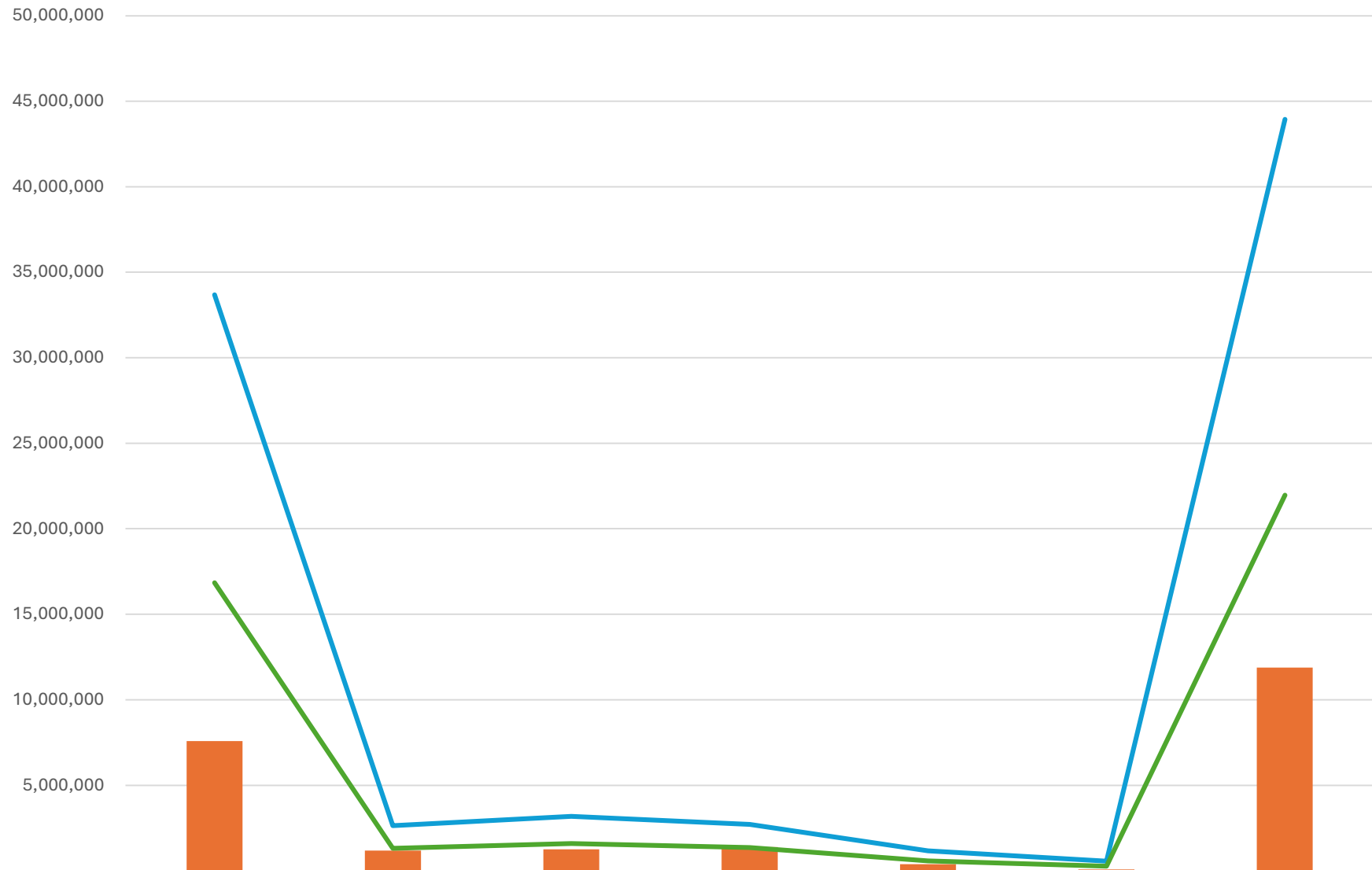
■ PY YTD REVENUE    ■ YTD REVENUE

# Revenue All Funds - YTD- December 2025

YTD REVENUE  
12 Mo. Budget



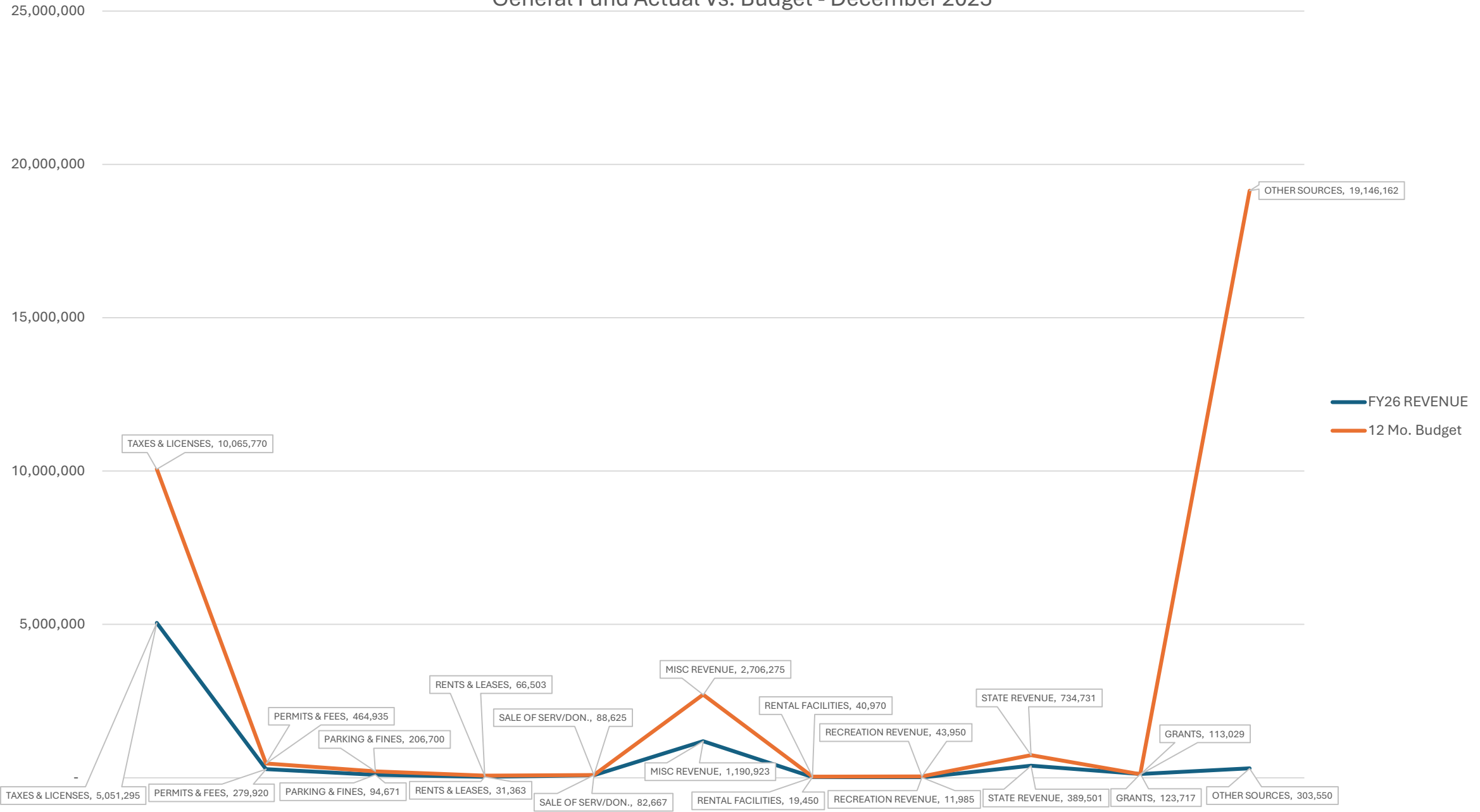
### December 2025 Actual Vs. 12 Month Budget and 6 Month Budget



	General Fund	Street Maint Fund	Water Fund	Sewer Fund	Transportation Fund	Airiporrt Fund	Total All Funds
YTD REVENUE	7,579,042	1,178,911	1,248,412	1,392,333	394,175	83,336	11,876,210
12 Mo. Budget	33,677,650	2,632,923	3,185,340	2,716,527	1,165,828	566,800	43,945,069
6 Mo. Budget	16,838,825	1,316,462	1,592,670	1,358,264	582,914	283,400	21,972,534

■ YTD REVENUE    
 — 12 Mo. Budget    
 — 6 Mo. Budget

### General Fund Actual Vs. Budget - December 2025



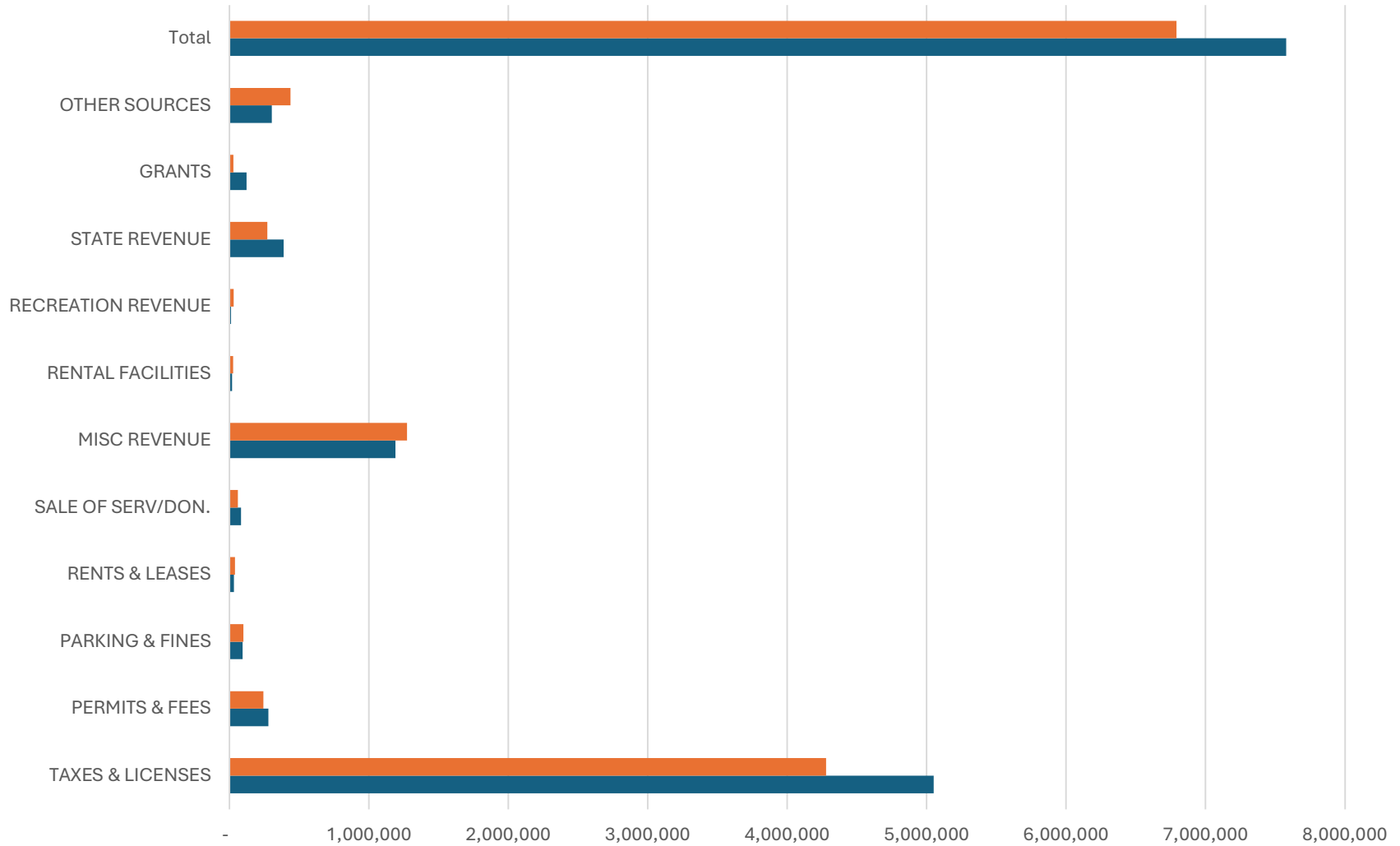
Note: Budget amounts are above the line, and actual amounts are below the line.

### December 2025 General Fund - YTD Revenue Vs. Budget



■ FY26 REVENUE    
 — 12 Mo. Budget    
 — 6 Mo. Budget

### December 2025 Actual vs. December 2024 Actual



	TAXES & LICENSES	PERMITS & FEES	PARKING & FINES	RENTS & LEASES	SALE OF SERV/DON.	MISC REVENUE	RENTAL FACILITIES	RECREATION REVENUE	STATE REVENUE	GRANTS	OTHER SOURCES	Total
FY25 REVENUE	4,279,854	243,688	99,270	39,385	60,726	1,273,075	26,195	29,872	272,013	29,379	438,633	6,792,090
FY26 REVENUE	5,051,295	279,920	94,671	31,363	82,667	1,190,923	19,450	11,985	389,501	123,717	303,550	7,579,042

FY25 REVENUE    FY26 REVENUE



# Town of Farmville

## Agenda Item Summary

**MEETING DATE:** February 4, 2026

**ITEM NUMBER:** 7.a. – Resolution No. 2026-01-01

---

**BACKGROUND:** Verbal Report by the Town Manager.

As Director of Emergency Management for the Town of Farmville, a Declaration of Local Emergency was issued on January 23rd, due to the impending effects of Winter Storm Fern, with a termination date of January 27, 2026.

This declaration requires ratification by the Council.

**RECOMMENDATION:** Approve Resolution No. 2026-01-01

**FISCAL IMPACT:**

**ATTACHMENTS:**

1. RESOLUTION NO. 2026-01-01
2. Local Declaration Signed (1-23-26)
3. Declaration Termination (1-27-26)

**RESOLUTION NO. 2026-01-01**

**Resolution Affirming Declaration of Local Emergency**

**WHEREAS**, effective 1:30 PM on Friday, January 23, 2026, C. Scott Davis, Town Manager, as the Director of Emergency Management of the Town of Farmville, found that the Town of Farmville, Virginia, could face dangerous public safety conditions due to Winter Storm Fern, which necessitated a Declaration of Local Emergency; and

**WHEREAS**, the National Weather Service forecasted significant accumulations of snow, sleet and freezing rain followed by an extended period of sub-freezing temperatures, which created elevated public safety risks for citizens and first responders; and

**WHEREAS**, Section 44-146.21 of the *Code of Virginia* requires that such Declaration of Local Emergency be approved and affirmed by Farmville Town Council, as the governing body of the Town of Farmville, Virginia, within forty-five days of the declaration;

**NOW, THEREFORE, BE IT RESOLVED** by the Town Council of the Town of Farmville, Virginia, that said Declaration of Local Emergency, dated January 23, 2026, and terminated January 27, 2026, attached hereto and incorporated herein fully by reference, is hereby approved and affirmed.

**BE IT FURTHER RESOLVED**, this resolution shall be in full force and effect upon passage.

Approved:

\_\_\_\_\_

Mayor

Attest: \_\_\_\_\_  
Clerk of Council

\*\*\*\*\*

I certify that the above resolution was:

Adopted on \_\_\_\_\_.

Ayes: \_\_\_\_\_. Nays: \_\_\_\_\_. Absent: \_\_\_\_\_. Abstain: \_\_\_\_\_.

The Honorable A.D. "Chuckie" Reid: \_\_\_\_\_.

The Honorable Sallie O. Amos \_\_\_\_\_.

The Honorable Daniel E. Dwyer \_\_\_\_\_.

The Honorable Tommy Pairet \_\_\_\_\_.

The Honorable John Hardy \_\_\_\_\_.

The Honorable Donald L. Hunter \_\_\_\_\_.

The Honorable Adam Yoelin \_\_\_\_\_.



**DECLARATION OF LOCAL EMERGENCY**  
**Town of Farmville, Virginia**

**WHEREAS**, as Town Manager and Director of Emergency Management for Farmville, Virginia, I do hereby find:

1. Winter Storm Fern will impact the area beginning the evening of Saturday, January 24, 2026 evening and continuing into the morning of Monday, January 26, 2026. Impacts from this storm will likely last into next week and potentially beyond.
2. Dangerous to potentially devastating icing is looking increasingly likely over much of southern Virginia, to include the Town of Farmville. Areas that see heavy ice will experience widespread power outages that could last for days, widespread downed trees and nearly impossible travel.
3. Bitterly cold air will also move into the region in the wake of the storm for all of next week. Snow and ice will be very slow to melt through next week resulting in prolonged impacts.
4. The National Weather Service has high confidence that the Town of Farmville will experience impactful accumulations of both snow and ice.
5. These conditions have the potential to impact life safety, cause peril to property and create significant widespread hazardous conditions, which necessitates the proclamation of the existence of a local emergency.
6. Under the authority of Section 44-146.21 of the *Code of Virginia*, as Director of Emergency Management, I do hereby declare a Local Emergency for the Town of Farmville, Virginia.

**NOW, THEREFORE, IT IS HEREBY PROCLAIMED** that effective the date and time below, an emergency exists throughout the Town of Farmville, Virginia; and

**IT IS FURTHER PROCLAIMED AND ORDERED** that during the existence of said emergency, the powers, functions, and duties of the Emergency Management of Farmville, Virginia, shall be those prescribed by State Law and the Ordinances, Resolutions, and approved plans of the Farmville Town Council in order to mitigate the effects of said emergency.

**Effective Date: January 23, 2026**

**Effective Time: 1:30 p.m.**

---

C. Scott Davis, LP.D., ICMA-CM  
Town Manager  
Director of Emergency Management  
Farmville, Virginia



**TERMINATION OF DECLARATION OF LOCAL EMERGENCY  
Town of Farmville, Virginia**

**WHEREAS**, as Town Manager and Director of Emergency Management for the Town of Farmville, Virginia, I do hereby find:

1. Winter Storm Fern caused significant and widespread hazardous conditions in the Town of Farmville, Virginia; and
2. These severe weather conditions, which created elevated public safety risks for citizens and first responders and necessitated a Declaration of Local Emergency, effective January 23, 2026 at 1:30 p.m., have now abated;

**NOW, THEREFORE, IT IS HEREBY RESOLVED**, that an emergency no longer exists in the Town of Farmville, Virginia, and under the authority of § 44-146.21 of the *Code of Virginia*, the Declaration of Local Emergency is terminated, effective immediately.

**Effective Date: January 27, 2026**  
**Effective Time: 12:00 p.m.**

C. Scott Davis, LP.D., ICMA-CM  
Town Manager  
Director of Emergency Management  
Farmville, Virginia